

FISCAL YEAR 2024 ANNUAL REPORT

Student Opportunities Assistance Program



IDAHO DEPARTMENT OF EDUCATION
STUDENT ENGAGEMENT | ADVANCED OPPORTUNITIES

650 W STATE STREET, 2ND FLOOR
BOISE, IDAHO 83702
208 332 6800 OFFICE / 711 TRS
WWW.SDE.IDAHO.GOV

CREATED 06/13/2024

Table of Contents

Overview	3
Data-At-A-Glance.....	4
Student Funding Data	5
Student Participation	6
Participation Map	6
Secondary School Details	7
Dual Credit Details	8
Course Providers	9
Exam Details	10
Advanced Placement.....	11
International Baccalaureate	12
Data Notes.....	13

Overview

In 2021, the State of Idaho created the Advanced Opportunities for non-public school law, better known as the Student Opportunities Assistance Program. This program allows for reimbursement of eligible dual credit courses and exams for students not attending Idaho public schools. The program provides up to \$750 per student in grades 7-12 to reimburse the full cost of eligible exams and up to \$75 per eligible college credit. This report provides information regarding the students who participate in the program.

Some generalizations are provided in this report. The program primarily serves students located in the Treasure Valley who attend a religious secondary school. The funding for various providers of college credit include both Idaho and out-of-state colleges. The determination of whether a student requests funding for an exam is primarily driven by whether the school offers Advanced Placement courses or uses the International Baccalaureate model.

Data-At-A-Glance

Below is data for the program in the 2023-2024 school year.

Student Participation

Number of students participating in 2023-24.

348

Payment Totals

Total exams/courses paid in 2023-24 school year.

\$146,281

Students Using \$750 Limit

92

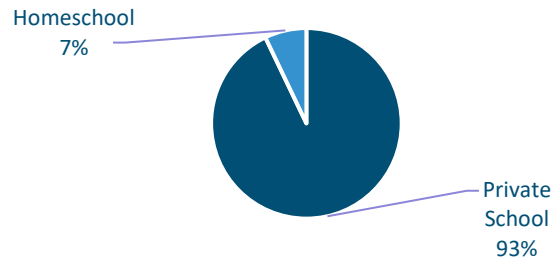
Number of students in 2023-24 who used all available funds.

Number of Paid Requests

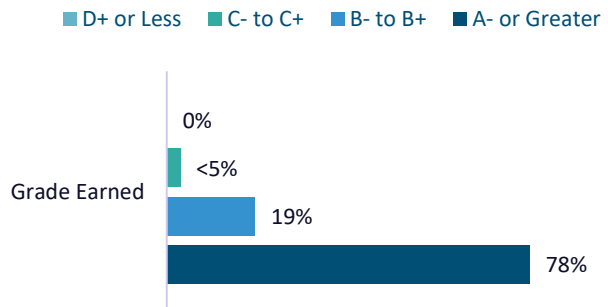
Number of paid requests for 2023-24.

764

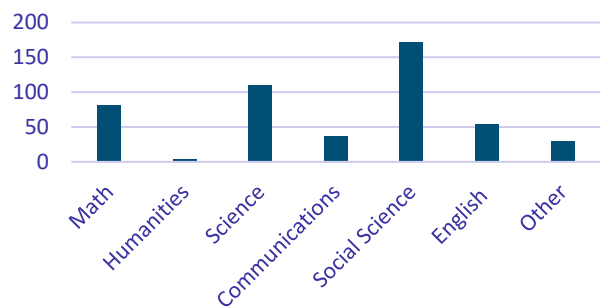
2023-24 Participation by Secondary School



Grades of Courses Paid as a Percent in School Year 2023-24



Course Funding Requests in 2023-24 by Subject



Student Funding Data

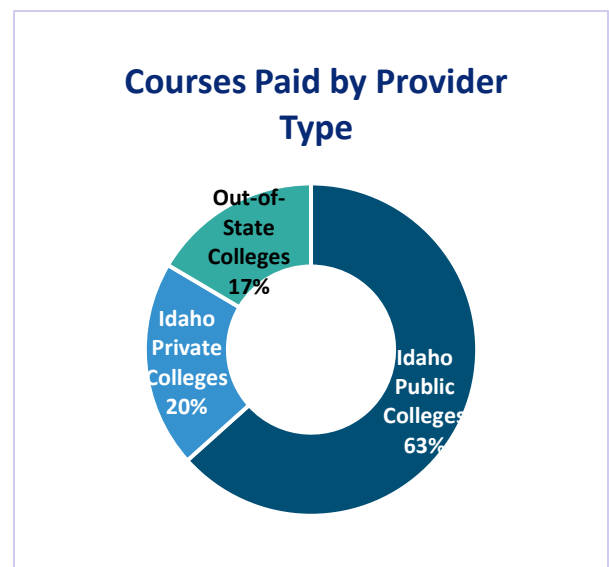
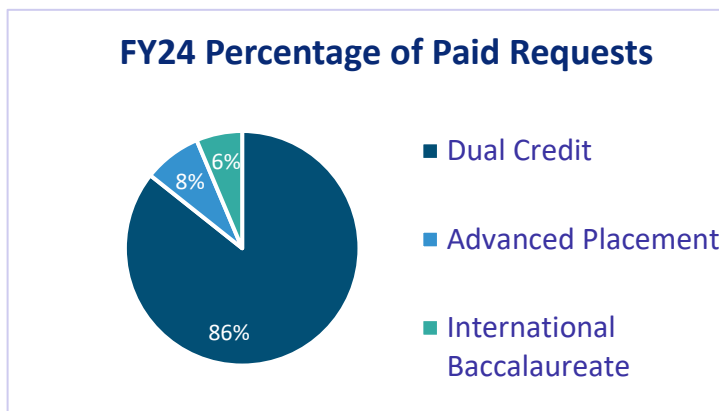
While the Student Opportunities Assistance Program has a program total allocation limit, funding requests did not exceed funding available.

	Amount Paid	Number of Paid Requests
Dual Credit	\$125,336	569
Advanced Placement	\$11,663	117
International Baccalaureate	\$9,282	78

It should be noted that, 62 different funding requests were not paid as a result of the \$750 limit, affecting 31 different students who made a funding request.


Funding and Providers

Dual credit remains the largest portion of funding requests for the program as noted with the graph on the left. When looking specifically to dual credit courses paid, the chart on the right shows the course provider type for Fiscal Year 2024.



Student Participation

The three-year average of the number of students participating in the program is 333.



Participation Map

Student participation for the 2023-2024 school year, were for students primarily located in Southwest Idaho, predominantly those in the Treasure Valley area.

Student Participation by ZIP Code



Secondary School Details

The following tables provide participation numbers and allocation of funds by school for funding paid through the Student Opportunities Assistance Program in 2023-2024.

2023-24 Secondary School Participation				
	Number of Students Participating	Amount per School Paid	Number of Dual Credits Approved	Number of Exams Approved
Bishop Kelly High School	107	\$46,348	505	121
Cole Valley Christian School - Secondary	77	\$23,631	369	19
Grace Lutheran School	6	\$900	12	0
Greenleaf Friends Academy	<10	\$2,200	31	0
Lighthouse Christian School	<10	\$2,025	29	0
Nampa Christian Jr/Sr High School	51	\$24,450	364	0
Riverstone International School	14	\$9,282	0	78
The Ambrose School	58	\$23,825	400	<5
Homeschool	21	\$11,295	170	0
Other	<10	\$2,325	33	0

2023-24 Grade Level Utilization			
	Number of Student Participation by Grade	Total Number of Students Who Utilized \$750 Limit in SY 23-24	Percentage of Students who Utilized All Funds in SY 23-24
Grade 9	56	<15	<15%
Grade 10	67	<15	<15%
Grade 11	118	41	35%
Grade 12	107	38	36%

Dual Credit Details

The largest number of funding requests through the Student Opportunities Assistance Program were for dual credit courses.

Paid Dual Credit

Total number of dual credits paid in 2023-2024 school year.

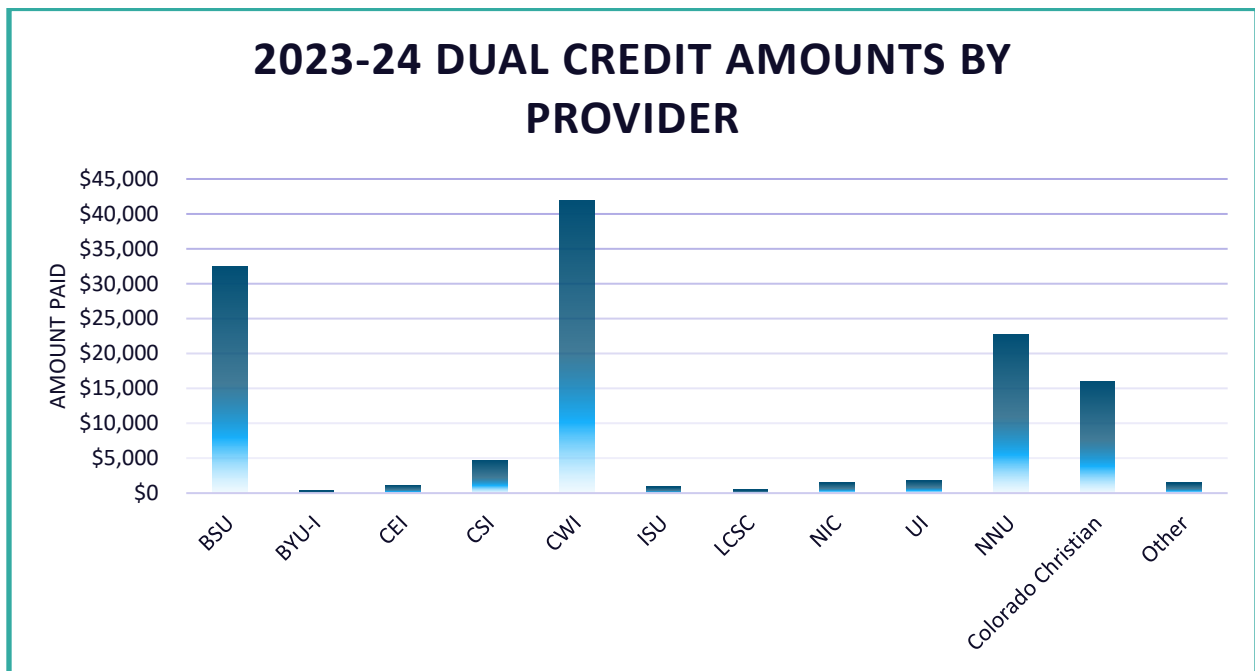
1,913

Students & Dual Credit

Total number of students requesting funding for dual credit course.

302

It is estimated during the 2023-2024 school year that 1,177 Idaho non-public school students took dual credit from an Idaho public college.¹



¹ Total number students attending a non-public Idaho school and those who were identified as homeschooled. Data excludes students of those that cannot be associated with an Idaho non-public school, public school and who are not identified as homeschooled.

Course Providers

2023-24 Dual Credit Details			
	Amount	Total Number of Credits	Number of Unique Courses Paid
Boise State University	\$32,513	462	12
Brigham Young University-Idaho	\$315	9	4
College of Eastern Idaho	\$1,125	15	3
College of Southern Idaho	\$4,725	65	15
College of Western Idaho	\$41,878	626	31
Idaho State University	\$900	12	3
Lewis-Clark State College	\$450	6	3
North Idaho College	\$1,500	22	7
Northwest Nazarene University	\$22,700	378	18
University of Idaho	\$1,800	24	2
*Colorado Christian University	\$15,975	270	12
*Other	\$1,455	24	8
Dual Credit Total	\$125,336	1,913	80

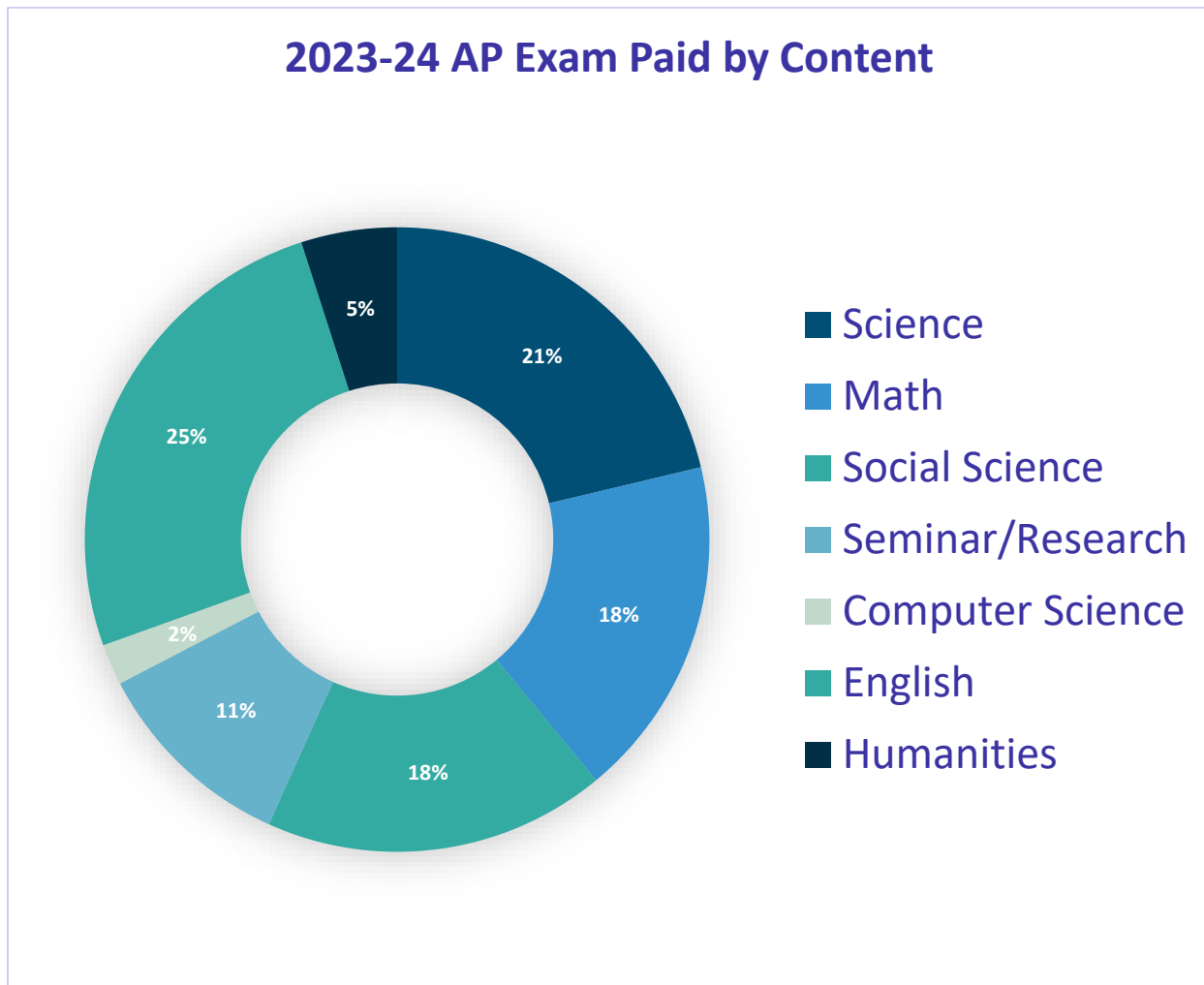
*Indicates an out-of-state college or university.

Exam Details

In 2023-2024, the Student Opportunities Assistance Program provided funding for **220** exams.

Exams Paid	Sophomores & Juniors	Senior
Advanced Placement	83	58
International Baccalaureate	0	78

English, social science, math and science compose of the majority of Advanced Placement exam requests.



Advanced Placement

AP Exam Name	Number Paid in FY24
Biology Exam	9
Calculus AB Exam	7
Calculus BC Exam	<5
Capstone Research Exam	<5
Capstone Seminar Exam	10
Chemistry Exam	7
Comparative Government and Politics Exam	<5
Computer Science A Exam	<5
Computer Science Principles Exam	<5
English Language and Composition Exam	25
English Literature and Composition Exam	11
Environmental Science Exam	<5
European History Exam	<5
Human Geography Exam	8
Physics 1: Algebra-Based Exam	6
Physics C: Mechanics Exam	<5
Precalculus Exam	11
Psychology Exam	<5
Spanish Language and Culture Exam	<5
Statistics Exam	6
Studio Art: 2-D Design Exam	<5
Studio Art: 3-D Design Exam	<5
United States Government and Politics Exam	9
United States History Exam	<5

International Baccalaureate

International Baccalaureate Exams	Number Paid in FY24
Biology	<5
Chemistry	8
Geography	0
Global Politics	6
Language A: Language & Literature	12
Language A: Literature	<5
Language ab initio (Latin for "from the beginning")	<5
Language B	6
Mathematics Analysis and Approaches	8
Mathematics Applications and Interpretation	<5
Music	<5
Physics	<5
Psychology	6
Visual Arts	<5
World Religions	<5
Grand Total	78

Data Notes

- *2023-2024 participation includes courses/exams taken in the summer and fall of 2023 and spring of 2024 school year.*
- *Some nonpublic schools collaborate with public schools for access to Advanced Opportunities, these numbers would be included in Advanced Opportunities and not in this report.*
- *The number of unique courses identified are based on the unique course names associated with each institution and not between institutions.*
- *For data reporting purposes:*
 - *Science includes Biology, Chemistry, Physics*
 - *Math includes Calculus, Precalculus and Statistics*
 - *Social Sciences includes Comparative Government, European History, Human Geography, US History and Government*
 - *Humanities includes Art and Languages*
 - *Computer Science includes Principles and Computer Science A exam.*
 - *English includes Language and Literature*