

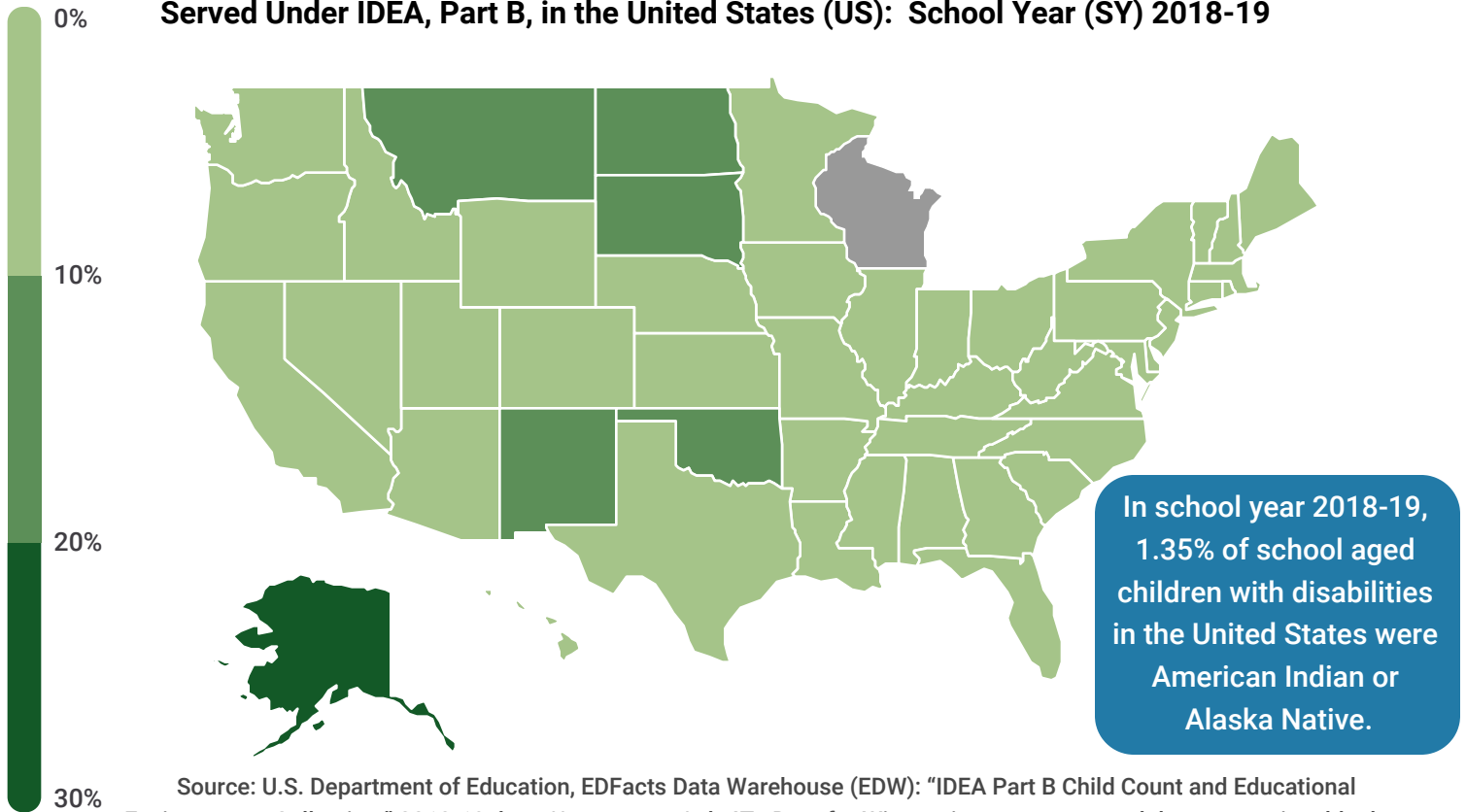


## OSEP Fast Facts: American Indian or Alaska Native Children with Disabilities

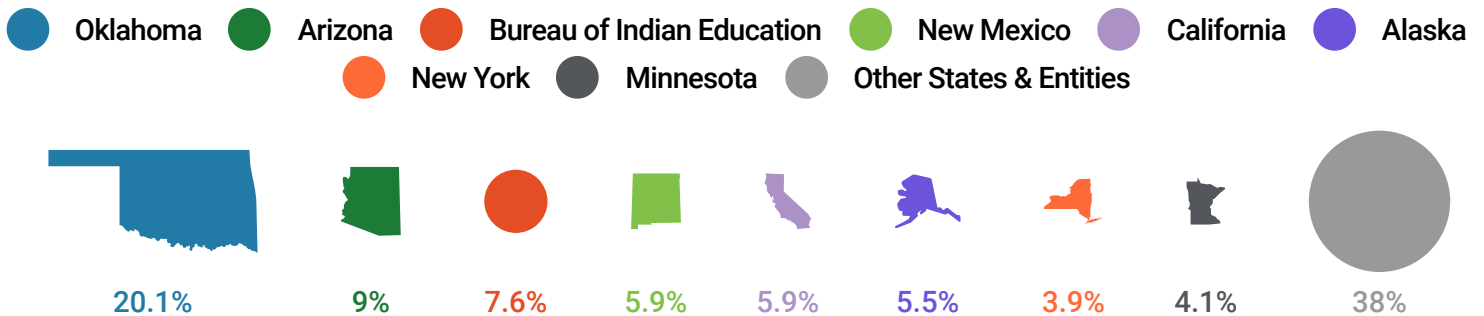
The data on American Indian or Alaskan Native children with disabilities is taken from the EdFacts data collection, which uses the US Census definition which is "A person having origins in any of the original peoples of North and South America (including Central America) and who maintains tribal affiliation or community attachment".

1 IDEA Part B Child Count and Educational Environments for School Year 2017-2018, OSEP Data Documentation. <https://go.usa.gov/xd8WE>

### Percentage of American Indian or Alaska Native Children with Disabilities by State, Ages 6 to 21, Served Under IDEA, Part B, in the United States (US): School Year (SY) 2018-19



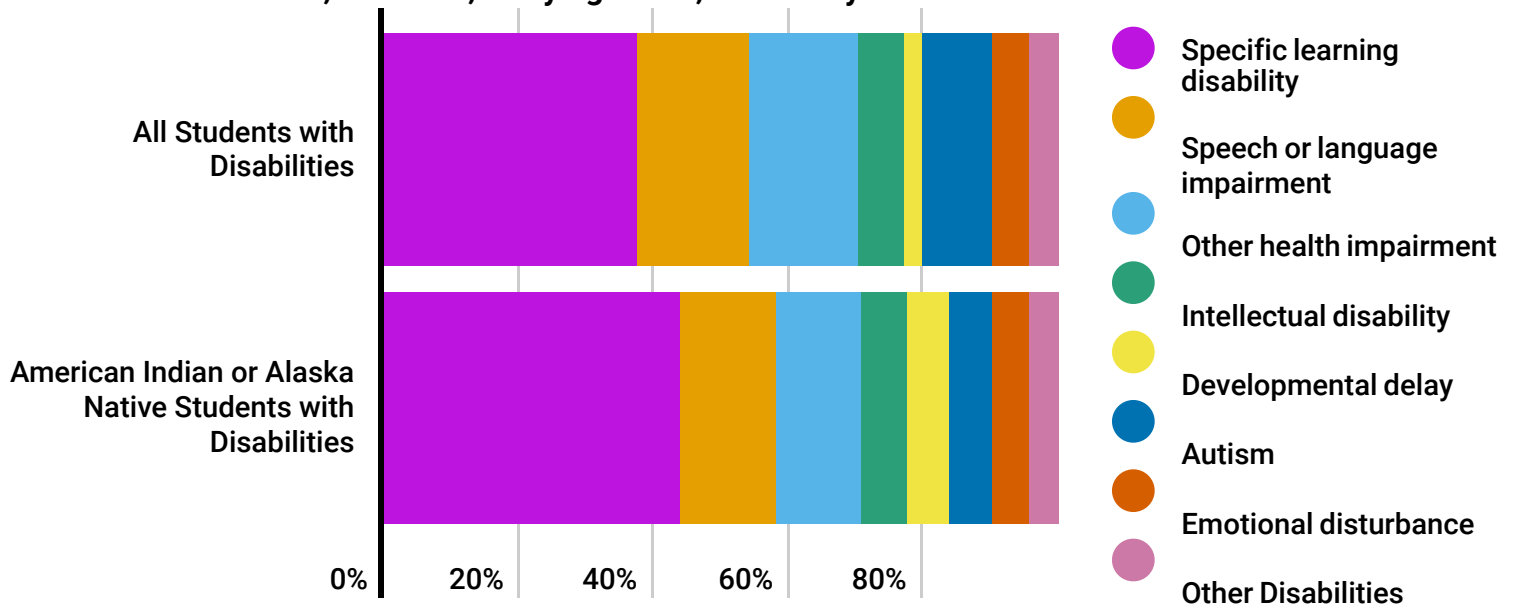
### Percentage of American Indian or Alaska Native Children with Disabilities, Ages 6 to 21, Served Under IDEA, Part B in the US, Outlying Areas, and Freely Associated States: SY 2018-19



In school year 2018-19, 20.1% of American Indian or Alaska Native children with disabilities served under IDEA, Part B were in Oklahoma, 9% in Arizona, 7.6% in BIE, 5.9% in New Mexico, 5.9% in California, 5.5% in Alaska, 3.9% in New York, and 4.1% in Minnesota.

Source: U.S. Department of Education, ED Facts Data Warehouse (EDW): "IDEA Part B Child Count and Educational Environments Collection," 2018-19. <http://go.usa.gov/xdp4T>

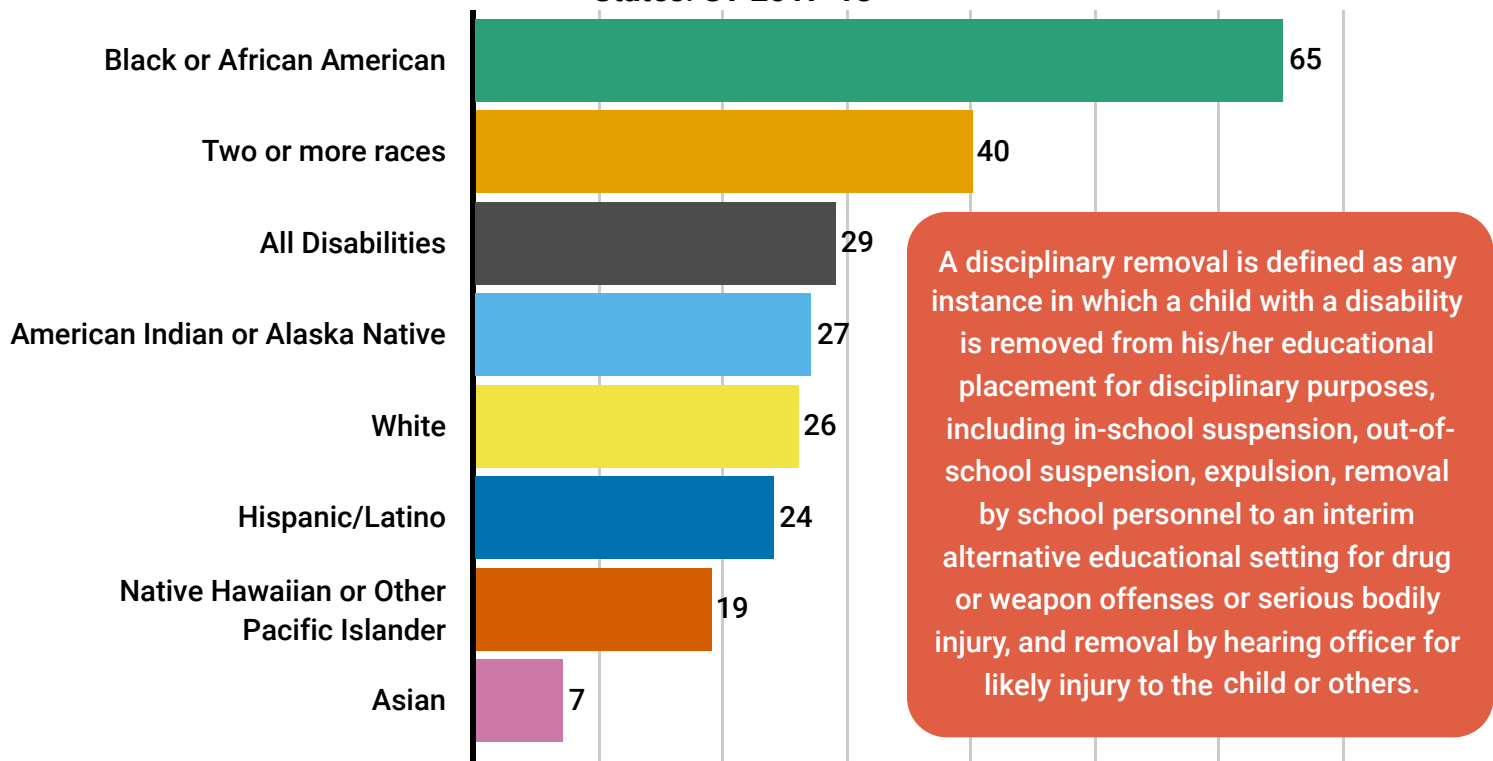
**Number of Students with Disabilities, Ages 6 to 21, by Race and Ethnicity, Served Under IDEA, Part B, in the US, Outlying Areas, and Freely Associated States: SY 2018-19**



In school year 2018-19, American Indian or Alaska Native students with disabilities were more likely to be identified with specific learning disability and less likely to be identified with autism when compared to all students with disabilities.

Source: U.S. Department of Education, EDFacts Data Warehouse (EDW): "IDEA Part B Child Count and Educational Environments Collection," 2018-19. <https://go.usa.gov/xdp4T>

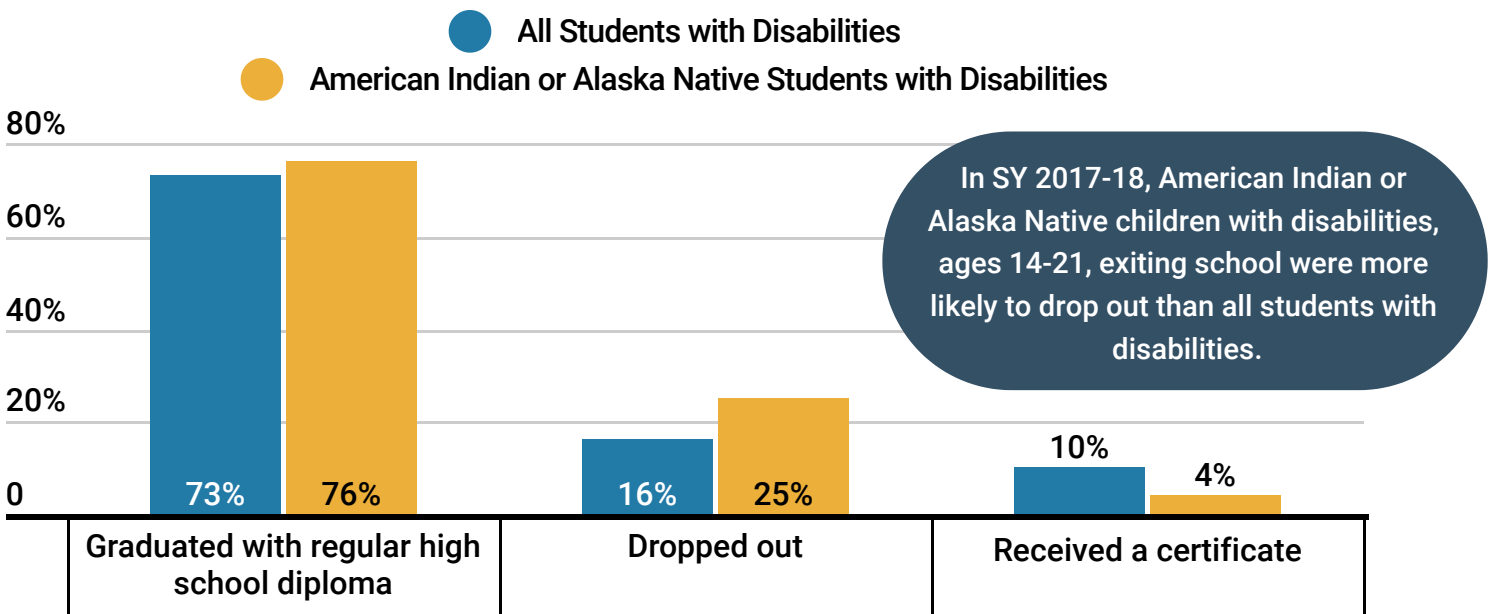
**Total Disciplinary Removals Per 100 Children or Students with Disabilities, Ages 3 to 21, By Race/Ethnicity, Served Under IDEA, Part B, in the US, Outlying Areas, and Freely Associated States: SY 2017-18**



A disciplinary removal is defined as any instance in which a child with a disability is removed from his/her educational placement for disciplinary purposes, including in-school suspension, out-of-school suspension, expulsion, removal by school personnel to an interim alternative educational setting for drug or weapon offenses or serious bodily injury, and removal by hearing officer for likely injury to the child or others.

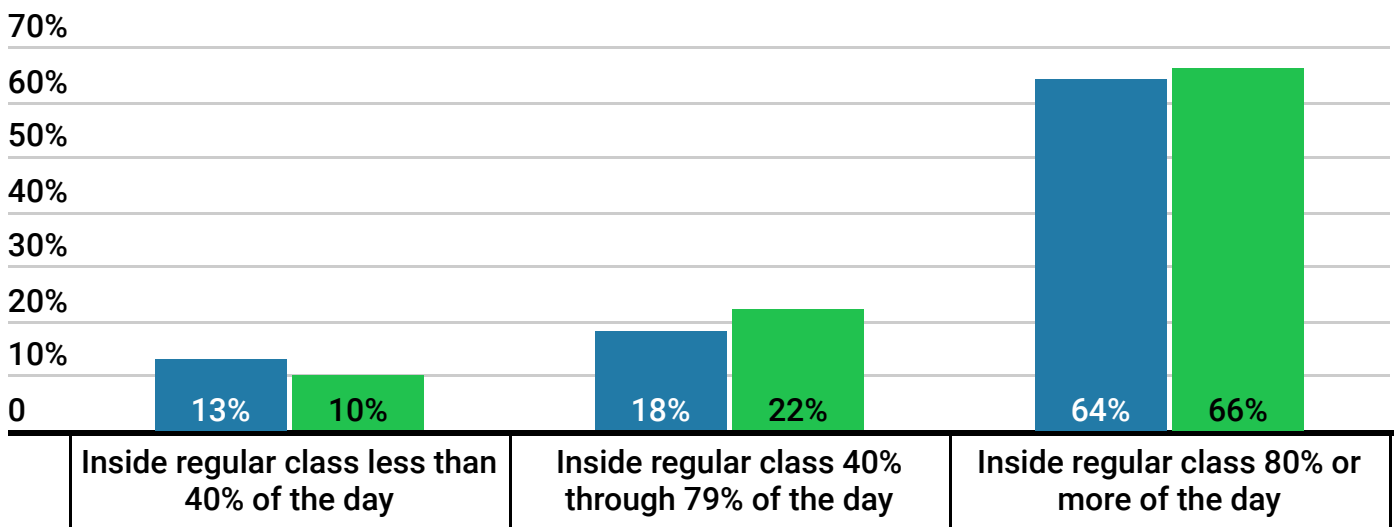
Source: U.S. Department of Education, EDFacts Data Warehouse (EDW): "IDEA Part B Discipline Collection," 2017-18. Data extracted from: <http://go.usa.gov/xdPeY>. Children and students reported in these categories may be subject to multiple disciplinary removals. U.S. Department of Education, EDFacts Data Warehouse (EDW): "IDEA Part B Child Count and Educational Environments Collection," 2017-18. <http://go.usa.gov/xdp4T>. Data for Maine, Minnesota, Montana, Vermont, Wyoming, and Wisconsin were excluded, and data for the Virgin Islands and Vermont were not available.

**Percentage of Students with Disabilities Exiting School, Ages 14 to 21, By Basis of Exit, Served Under IDEA, Part B, in the US, Outlying Areas, and Freely Associated States: SY 2017-18**



Source: U.S. Department of Education, EDFacts Data Warehouse (EDW): "IDEA Part B Exiting Collection," 2017-18. Data extracted from: <http://go.usa.gov/xdp4e>. Percentages do not equal 100% due to not including the counts of children who died, moved, or reached maximum age.

**Percentage of Students with Disabilities, Ages 6 to 21, By Educational Environment, Served Under IDEA, Part B, in the US, Outlying Areas, and Freely Associated States: SY 2018-19**



**All Students with Disabilities** **American Indian or Alaska Native Students with Disabilities**

Source: U.S. Department of Education, EDFacts Data Warehouse (EDW): "IDEA Part B Child Count and Educational Environments Collection," 2018-19. <http://go.usa.gov/xdp4T>. Percentages do not equal 100% due to not including the counts of children who receive services in a separate school, residential facility, homebound/hospital, or correctional facility.

**August 2020**

<https://www2.ed.gov/about/offices/list/osers/index.html>

<https://sites.ed.gov/idea/>

<https://osepideasthatwork.org/>

<https://www2.ed.gov/programs/osepidea/618-data/state-level-data-files/index.html>



Last Updated 8/26/2020. An interactive and accessible version of this Fast Fact is available at:

<https://sites.ed.gov/idea/osep-fast-facts/>