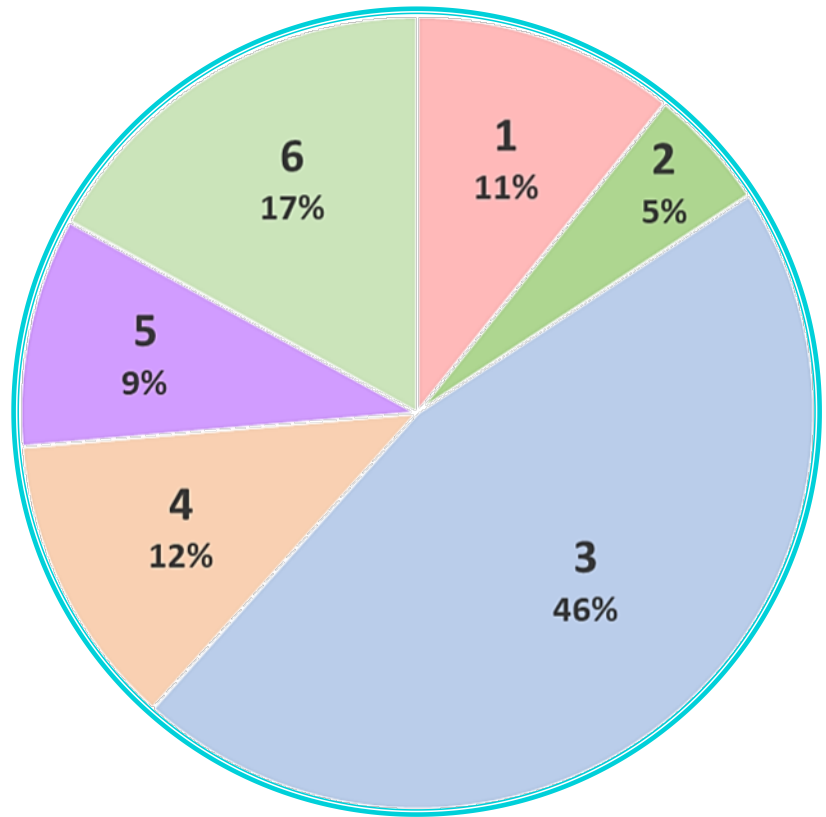


# Students with Disabilities Child Count 2021-2022

## Percentage by Educational Region

In school year 2021-2022 Idaho had a total Child Count for students with disabilities ages 3-21 of 36,871 representing 11.6% of Idaho's student population. The information below shows how Idaho's students with disabilities population is distributed across Idaho's educational regions.



NORTHERN

Region  
**1**  
10.7%

NORTH  
CENTRAL

Region  
**2**  
5%

SOUTH  
WESTERN

Region  
**3**  
45.9%

EASTERN

Region  
**6**  
17%

SOUTH  
CENTRAL


Region  
**4**  
12%

Region  
**5**  
9.4%


SOUTH  
EASTERN

## Students with Disabilities Child Count 2021-2022 Percentage by Educational Region

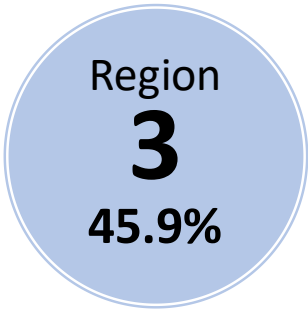
Local education agency (LEA) data shows the percentage that each LEA contributes to the regional total.




Local Education Agency (LEA) Name	LEA Number	Percent of Regional Total
BOUNDARY COUNTY DISTRICT	101	5.9%
COEUR D'ALENE CHARTER ACADEMY, INC.	491	<1%
COEUR D'ALENE DISTRICT	271	26.0%
HAYDEN CANYON CHARTER SCHOOL, INC.	508	1.0%
KELLOGG JOINT DISTRICT	391	4.8%
KOOTENAI DISTRICT	274	<1%
LAKE PEND OREILLE SCHOOL DISTRICT	84	13.3%
LAKELAND DISTRICT	272	14.1%
MULLAN DISTRICT	392	<1%
NORTH IDAHO STEM CHARTER ACADEMY, INC.	480	<1%
PLUMMER-WORLEY JOINT DISTRICT	44	2.1%
POST FALLS DISTRICT	273	19.7%
SANDPOINT CHARTER SCHOOL, INC.	487	1.3%
ST MARIES JOINT DISTRICT	41	3.6%
THE KOOTENAI BRIDGE ACADEMY, INC.	470	<1%
WALLACE DISTRICT	393	3.0%
WEST BONNER COUNTY DISTRICT	83	3.5%




Local Education Agency (LEA) Name	LEA Number	Percent of Regional Total
COTTONWOOD JOINT DISTRICT	242	2.1%
CULDESAC JOINT DISTRICT	342	<1%
FERN-WATERS PUBLIC CHARTER SCHOOL, INC.	531	<1%
GEM PREP: ONLINE LLC	534	1.0%
GENESEE JOINT DISTRICT	282	1.9%
HIGHLAND JOINT DISTRICT	305	1.3%
KAMIAH JOINT DISTRICT	304	2.8%
KENDRICK JOINT DISTRICT	283	1.6%
LAPWAI DISTRICT	341	5.3%
LEWISTON INDEPENDENT DISTRICT	340	36.3%
MOSCOW DISTRICT	281	16.6%
MOUNTAIN VIEW SCHOOL DISTRICT	244	9.7%
NEZPERCE JOINT DISTRICT	302	<1%
OROFINO JOINT DISTRICT	171	9.3%
PALOUSE PRAIRIE EDUCATIONAL ORGANIZATION, INC.	472	1.1%
POTLATCH DISTRICT	285	4.6%
SALMON RIVER JOINT SCHOOL DISTRICT	243	1.1%
TROY SCHOOL DISTRICT	287	1.9%
WHITEPINE JOINT SCHOOL DISTRICT	288	1.6%




Local Education Agency (LEA) Name	LEA Number	Percent of Regional Total
ANOTHER CHOICE VIRTUAL CHARTER SCHOOL, INC.	476	<1%
ANSER OF IDAHO, INC.	492	<1%
BASIN SCHOOL DISTRICT	72	<1%
BOISE INDEPENDENT DISTRICT	1	18.2%
BRUNEAU-GRAND VIEW JOINT SCHOOL DISTRICT	365	<1%
CALDWELL DISTRICT	132	4.7%
CAMBRIDGE JOINT DISTRICT	432	<1%
CANYON-OWYHEE SCHOOL SERVICE AGENCY (COSSA)	555	<1%
CARDINAL ACADEMY INCORPORATED	566	<1%
CASCADE DISTRICT	422	<1%
COMPASS PUBLIC CHARTER SCHOOL, INC.	455	<1%
COUNCIL DISTRICT	13	<1%
DORAL ACADEMY OF IDAHO, INC.	550	<1%
ELEVATE ACADEMY INC.	523	<1%
EMMETT INDEPENDENT DISTRICT	221	2.0%
FALCON RIDGE PUBLIC CHARTER SCHOOL, INC.	456	<1%
FORGE INTERNATIONAL, LLC	528	<1%
FRUITLAND DISTRICT	373	1.1%
FUTURE PUBLIC SCHOOL, INC.	499	<1%
GARDEN VALLEY DISTRICT	71	<1%
GEM PREP: MERIDIAN NORTH, LLC	549	<1%
GEM PREP: MERIDIAN, INC.	498	<1%
GEM PREP: NAMPA, LLC	796	<1%
HERITAGE COMMUNITY CHARTER SCHOOL, INC.	481	<1%
HOMEDALE JOINT DISTRICT	370	<1%
HORSESHOE BEND SCHOOL DISTRICT	73	<1%
IDAHO ARTS CHARTER SCHOOL, INC.	795	<1%
IDAHO COLLEGE AND CAREER READINESS ACADEMY, INC.	489	<1%
IDAHO DEPARTMENT OF JUVENILE CORRECTIONS	709	<1%
IDAHO DEPT CORRECTION	671	<1%
IDAHO VIRTUAL ACADEMY, INC.	452	1.6%
IDAHO VIRTUAL EDUCATION PARTNERS, INC.	469	<1%
IDAHO VIRTUAL HIGH SCHOOL, INC.	453	<1%
INSPIRE ACADEMICS, INC.	457	1.1%
ISUCCEED VIRTUAL HIGH SCHOOL, INC.	466	<1%
JOINT SCHOOL DISTRICT NO. 2	2	25.9%
KUNA JOINT DISTRICT	3	4.7%
LEGACY PUBLIC CHARTER SCHOOL, INC.	478	<1%
LIBERTY CHARTER SCHOOL, INC.	458	<1%
MARSING JOINT DISTRICT	363	<1%
MCCALL-DONNELLY JOINT SCHOOL DISTRICT	421	<1%
MEADOWS VALLEY DISTRICT	11	<1%
MELBA JOINT DISTRICT	136	<1%
MIDDLETON DISTRICT	134	2.1%
MIDVALE DISTRICT	433	<1%
MOSAICS PUBLIC SCHOOL, INC.	544	<1%
MOUNTAIN HOME DISTRICT	193	2.9%
NAMPA SCHOOL DISTRICT	131	10.0%
NEW PLYMOUTH DISTRICT	372	<1%
NORTH STAR CHARTER SCHOOL, INC.	493	<1%
NOTUS DISTRICT	135	<1%
PARMA DISTRICT	137	<1%
PATHWAYS IN EDUCATION - NAMPA, INC.	497	<1%
PAYETTE JOINT DISTRICT	371	<1%
PEACE VALLEY CHARTER SCHOOL, INC.	511	<1%
PRAIRIE ELEMENTARY DISTRICT	191	<1%
PROJECT IMPACT STEM ACADEMY, INC.	513	<1%
ROLLING HILLS PUBLIC CHARTER SCHOOL, INC.	454	<1%
THE SAGE INTERNATIONAL SCHOOL OF BOISE	475	<1%
THE VILLAGE CHARTER SCHOOL, INC.	473	<1%
THOMAS JEFFERSON CHARTER SCHOOL, INC.	559	<1%
TREASURE VALLEY CLASSICAL ACADEMY, INC.	532	<1%
VALLIVUE SCHOOL DISTRICT	139	7.6%
VICTORY CHARTER SCHOOL, INC.	451	<1%
VISION CHARTER SCHOOL, INC.	463	<1%
WEISER DISTRICT	431	1.1%
WILDER DISTRICT	133	<1%



Local Education Agency (LEA) Name	LEA Number	Percent of Regional Total
BLAINE COUNTY DISTRICT	61	7.2%
BLISS JOINT DISTRICT	234	<1%
BUHL JOINT DISTRICT	412	4.0%
CAMAS COUNTY DISTRICT	121	<1%
CASSIA COUNTY JOINT DISTRICT	151	13.7%
CASTLEFORD DISTRICT	417	<1%
DIETRICH DISTRICT	314	<1%
FILER DISTRICT	413	4.0%
GLENNS FERRY JOINT DISTRICT	192	1.3%
GOODING JOINT DISTRICT	231	4.2%
HAGERMAN JOINT DISTRICT	233	<1%
HANSEN DISTRICT	415	<1%
HERITAGE ACADEMY, INC.	479	<1%
IDAHO BUREAU OF EDUCATIONAL SERVICES FOR THE DEAF AND THE BLIND	596	2.4%
JEROME JOINT DISTRICT	261	10.5%
KIMBERLY DISTRICT	414	3.8%
MINIDOKA COUNTY JOINT DISTRICT	331	12.7%
MURTAUGH JOINT DISTRICT	418	<1%
NORTH VALLEY ACADEMY, INC.	465	<1%
PINECREST ACADEMY OF IDAHO, INC.	553	<1%
RICHFIELD DISTRICT	316	<1%
SHOSHONE JOINT DISTRICT	312	1.4%
SYRINGA MOUNTAIN SCHOOL, INC.	488	<1%
TWIN FALLS DISTRICT	411	22.5%
VALLEY DISTRICT	262	1.1%
WENDELL DISTRICT	232	2.6%
XAVIER CHARTER SCHOOL, INC.	462	1.3%



Local Education Agency (LEA) Name	LEA Number	Percent of Regional Total
ABERDEEN DISTRICT	58	3.9%
AMERICAN FALLS JOINT DISTRICT	381	4.4%
ARBON ELEMENTARY DISTRICT	383	<1%
BEAR LAKE COUNTY DISTRICT	33	5.7%
CHIEF TAHGEE ELEMENTARY ACADEMY, INC.	483	<1%
GEM PREP: POCATELLO, INC.	496	2.0%
GRACE JOINT DISTRICT	148	2.0%
MARSH VALLEY JOINT DISTRICT	21	4.3%
NORTH GEM DISTRICT	149	<1%
ONEIDA COUNTY DISTRICT	351	12.3%
POCATELLO DISTRICT	25	41.2%
PRESTON JOINT DISTRICT	201	9.2%
ROCKLAND DISTRICT	382	<1%
SNAKE RIVER DISTRICT	52	6.4%
SODA SPRINGS JOINT DISTRICT	150	3.8%
THE ACADEMY, INC.	460	<1%
THE POCATELLO COMMUNITY CHARTER SCHOOL, INC.	494	1.0%
WEST SIDE JOINT DISTRICT	202	1.7%



Local Education Agency (LEA) Name	LEA Number	Percent of Regional Total
ALTURAS PREPARATORY ACADEMY, INC	560	<1%
AMERICAN HERITAGE CHARTER SCHOOL, INC.	482	<1%
BLACKFOOT CHARTER COMMUNITY LEARNING CENTER, INC.	477	<1%
BLACKFOOT DISTRICT	55	8.4%
BONNEVILLE JOINT DISTRICT	93	24.9%
BUTTE COUNTY JOINT DISTRICT	111	1.1%
CHALLIS JOINT DISTRICT	181	<1%
CLARK COUNTY DISTRICT	161	<1%
FIRTH DISTRICT	59	1.4%
FORRESTER ACADEMY, INC.	495	<1%
FREMONT COUNTY JOINT DISTRICT	215	2.9%
IDAHO FALLS DISTRICT	91	20.2%
IDAHO SCIENCE AND TECHNOLOGY CHARTER SCHOOL, INC.	468	<1%
IDAHO STEM ACADEMY, INC.	485	<1%
ISLAND PARK CHARTER SCHOOL, INC.	540	<1%
JEFFERSON COUNTY JOINT DISTRICT	251	8.3%
MACKAY JOINT DISTRICT	182	<1%
MADISON DISTRICT	321	11.4%
MONTICELLO MONTESSORI CHARTER SCHOOL, INC.	474	<1%
RIRIE JOINT DISTRICT	252	1.5%
SALMON DISTRICT	291	1.8%
SHELLEY JOINT DISTRICT	60	4.1%
SOUTH LEMHI DISTRICT	292	<1%
SUGAR-SALEM JOINT DISTRICT	322	2.3%
SWAN VALLEY ELEMENTARY DISTRICT	92	<1%
TAYLOR'S CROSSING PUBLIC CHARTER SCHOOL, INC.	461	<1%
TETON COUNTY DISTRICT	401	4.1%
WEST JEFFERSON DISTRICT	253	<1%
WHITE PINE CHARTER SCHOOL, INC.	464	<1%