

ID SAT School Day: District Test Coordinators' New Digital SAT Overview

September 2023



Agenda

- ✓ Overview of the New Digital SAT
- ✓ Test Specifications and Multistage Adaptive Testing
- ✓ Technology Requirements
- ✓ Digital SAT Practice Resources
- ✓ Platform Quick Peek: Bluebook (Test Takers) & Test Day Toolkit (Admin)
- ✓ School Onboarding: Preparing for the Spring 2024 ID SAT School Day
- ✓ Q&A: Fall 2023 PSAT/NMSQT

Digital SAT School Day

The digital SAT will be...



Easier to take



Easier to give



More secure



More relevant

What's staying the same?

- ✓ College and career readiness
- ✓ 1600 scale, and no concordance is required
- ✓ School or in a test center
- ✓ Free, world-class practice resources
- ✓ Scholarships and College Board National Recognition Programs
- ✓ Support all students



Educators who participated in the pilot told us the digital SAT was **easier to give**.

“Monitoring a student's progress during the test was reassuring, and effective in reaching out to a student in case of a technical problem. Checking out students and staff was quick and hassle-free. It is **efficient, easy, and most convenient.**”

- Digital SAT Pilot Coordinator

“As a test coordinator, **my paperwork was dramatically reduced**. The toolkit is a definite welcome addition. It's extremely handy on your tablet or phone and allows one to use it on the go.”

- Digital SAT Pilot Proctor



The digital SAT will be more relevant



On the devices students use to learn and live



Wider range of topics



Useful tool for ***far more*** students

Test Specifications and Features

Digital SAT Test Specifications – at a glance (Reading and Writing)



96 total questions (2 sections)

100 total minutes (1.04 min/question)

Set based questions



54 total questions (1 section)

64 total minutes (1.19 min/question)

Discrete questions

Digital SAT Test Specifications – at a glance (Math)



58 total questions
2 sections – calculator and no calculator



44 total questions
1 section – with calculator

80 total minutes (1.38 min/question)



70 total minutes (1.59 min/question)

Discrete and set based questions
Multiple-choice ($\approx 78\%$)
Student-produced response (SPR) ($\approx 22\%$)



Discrete questions
Four-option multiple-choice ($\approx 75\%$)
Student-produced response (SPR) ($\approx 25\%$)

Multi-Stage Adaptive Testing

Multi-Stage Adaptive Testing vs Item Level Adaptive Testing

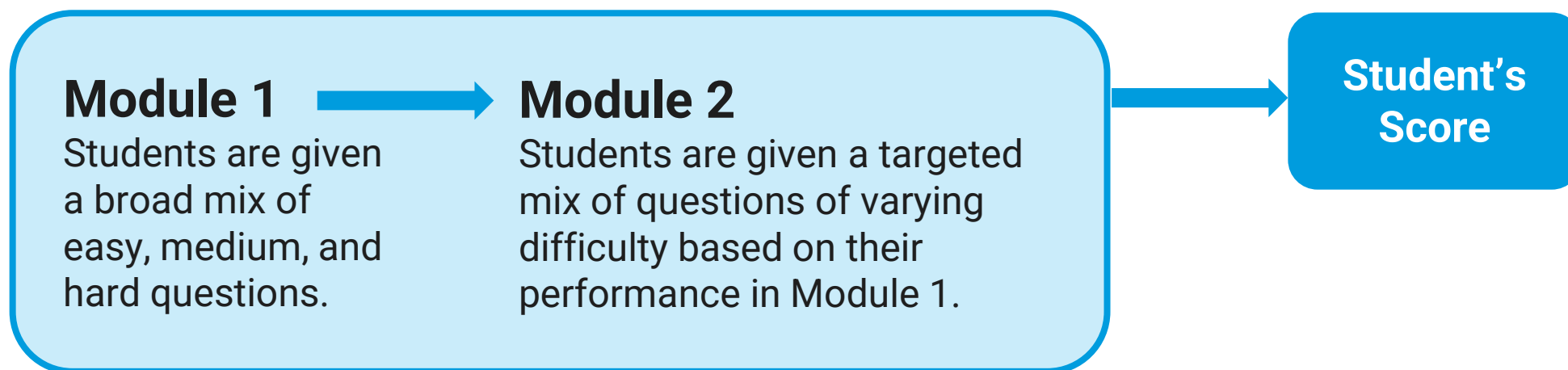
	Multi-Stage Adaptive Testing (MST)	Item Adaptive
Test Delivery	Sets of questions (called modules)	One item at a time
Adaptive	Based on how students perform in the previous module	Based on a student responds to each question
Navigation	Students can review items within a module	Students are not able to go back to a question
Test Length	Supports shorter test lengths	Supports shorter test lengths
Examples	GRE, digital SAT	ACCUPLACER, SBAC, NWEA – MAP, NCLEX

Benefits of Multi-Stage Adaptive Testing

- ✓ Shorter tests
- ✓ Questions are tailored according to students' achievement
- ✓ Allows students to navigate back to questions within a module
- ✓ More secure testing
- ✓ Allows disruptions in internet connectivity
- ✓ More precise measurement



The digital SAT will have two modules in each section



Technology Requirements

Device Requirements



Laptop,
Tablet,
School Managed Device
(Chromebook or
Desktop)



Device should
be able to hold
a charge for 3
hours



Device must be
able to connect
to Wi-Fi

Device Specifications

- Windows laptops/tablets must be running Windows 10 or later and have at least 250 MB of free space available.
- Mac laptops must be running macOS 11.4 or later and have at least 150 MB of free space available.
- iPads must be running iPadOS 14 or later and have at least 150 MB of free space available.
- School-managed Chromebooks must be running Chrome OS 100 or later and have at least 150 MB of free space available. You cannot run Bluebook on a personal Chromebook.

Network Requirements

All students and testing staff (coordinators, proctors, and monitors) must connect to your Wi-Fi on test day. This includes:

Students and testing staff who are unaffiliated with your institution.

Students and testing staff who are using personal devices.

You may need to set up guest access. Be sure to share the network password with staff so they can share it with students.

Bandwidth Requirements Vary by Test

Test	Bandwidth
SAT Weekend	100 Kbps
SAT School Day and other assessments in the Suite	200 Kbps



Digital SAT Practice



SAT[®]



**Bluebook
Familiarity**

**Full Length
Practice Exams**

**Overview videos,
articles, worked
examples, and the
ability for students to
test their knowledge
with additional,
released digital SAT
items in partnership
with College Board**

You're All Finished!



Congratulations on completing a full-length SAT practice test. Your scores will be available shortly on **My SAT**.

[View Your Score](#)

Practice Tests on Bluebook

- ✓ Currently available
- ✓ Practice experience is the same as actual test experience
- ✓ No time lost for exiting and coming back
- ✓ Retake as many times as you want
- ✓ Practice Test Question Review and Scores in MySAT



Bluebook Overview

App built with best-in-class tools

This screenshot displays the app's interface with a math reference sheet and a calculator. The reference sheet, titled "Section 1, Module 1 - Math Reference Sheet", includes formulas for the area of a circle ($A = \pi r^2$, $C = 2\pi r$), a rectangle ($A = \ell w$), a triangle ($A = \frac{1}{2}bh$), and a right triangle ($c^2 = a^2 + b^2$). A calculator window is open, showing a coordinate plane with x and y axes ranging from -10 to 10. The calculator also features a numeric keypad and a grid.

Built-in Desmos graphing calculator & math reference sheets

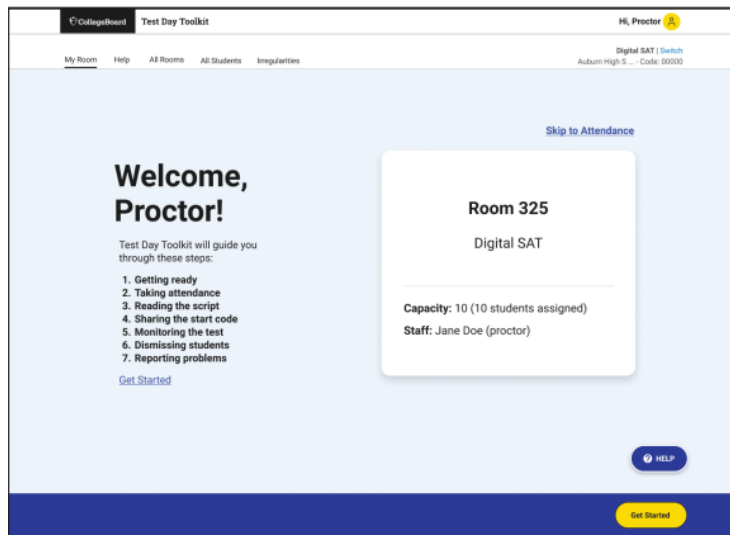
This screenshot shows the app's interface for a SAT Section 2: Math question. The question asks: "If $f(x) = x + 7$ and $g(x) = 7x$, what is the value of $4f(2) - g(2)$?" The answer choices are (A) commended, (B) collected, (C) refused, and (D) limited. A "Section 1, Module 1: Reading and Writing Questions" window is open, showing a list of questions and a "Go to Review Page" button.

Flag and review

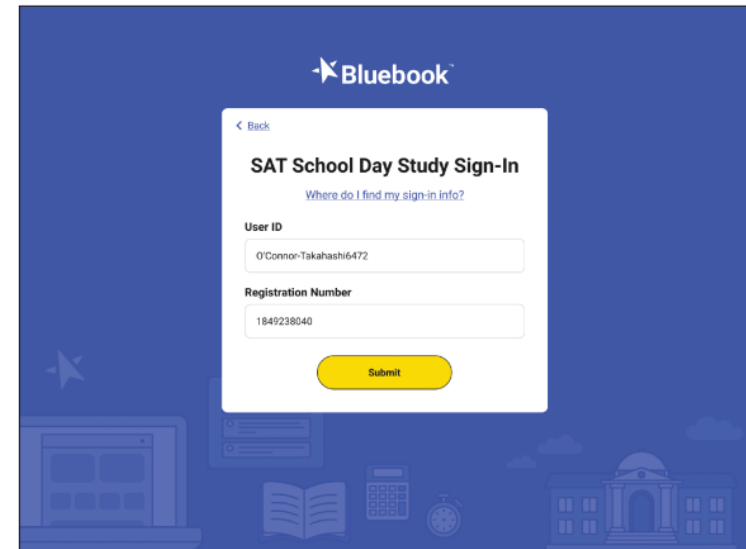
This screenshot displays the app's interface for a reading passage. The passage is about Bao Phi's collection *Sông I Sing*, a librarian noted that "pieces by the spoken-word poet don't lose their nature when printed: the language has the same pleasant musical quality on the page as it does when performed by Phi." The question asks: "Which choice completes the text with the most logical and precise word or phrase?" The answer choices are (A) scholarly, (B) melodic, and (C) jarring. A "Full annotation tools" window is open, showing options for highlight color and underline style. A "Hideable test timer" window is also open, showing a timer set to 35:00.

Hideable test timer

Test Administration System



Test Day Toolkit



Bluebook

Test Day Toolkit Overview

The Test Coordinator's Role, Tasks & Activities

September 2023

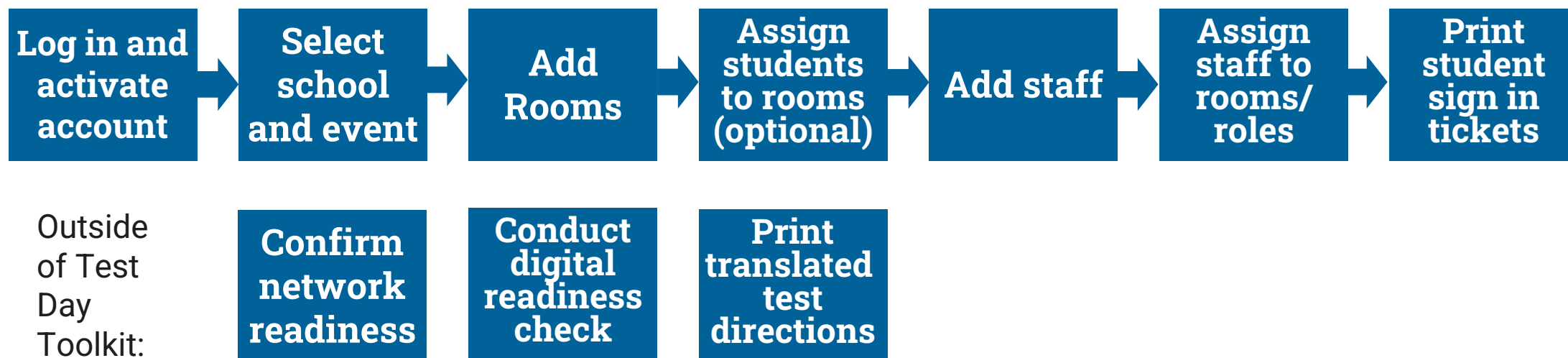
Test Day Toolkit – Pre-Test Day Steps

Digital test administrations depend on Test Day Toolkit, a web application.

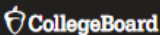

All test coordinators, proctors, and monitors need to access it on test day.


- They'll need a College Board professional account to access it.
- They can use their own laptop, tablet, mobile device, or one provided by the school.

Before test day, test coordinators complete the following activities in Test Day Toolkit to prepare for the test administration. Coordinators need to complete test day readiness steps for each event (i.e. PSAT 8/9, PSAT/NMSQT, retests):



Login and Activate Account


 Test Day Toolkit Sign In 



Sign in to your account to get started

[Continue](#)

Forgot [Username](#) or [Password](#)?



Don't have an account?

[Create Account](#)


Do you need help?

To sign in for the first time, follow the instructions in your personalized access email. If you didn't get an email:

- Check your junk email folder.
- Ask your test coordinator to go to the toolkit's staff overview screen and send you an access email.
- If you are a coordinator, email Test Administration (TA) Support at testadmins@collegeboard.org or call 866-502-6384 (domestic) or call +1-212-520-8570 (international).

Get step-by-step instructions and more troubleshooting tips:

- [Staff Access to Test Day Toolkit \(pdf\)](#)
- [Coordinator Access to Test Day Toolkit \(pdf\)](#)

 27


Login and Activate Account

- 1 Click the button in the personalized access email from College Board.
- 2 Sign in to your College Board professional account.
- 3 Choose a way for us to send you a code.
- 4 Enter the code we send you.

2. Choose a way for us to send you a code.
3. Enter the code we send you.

You can also paste this [personalized link](#).

Access Test Day Toolkit

 Sign in to your account to get started

Username

Password

☐ Remember Me

Submit

Choose a delivery method

Select


- ✓ Select
- Text Me
- Email Me
- Call Me

Verify Your Identity


We sent a code to your phone number.

Enter code:

Select School and Event

 CollegeBoard

Test Day Toolkit

Hi, Amanda 

Choose a Test Administration

- You can access one test administration at one test site each time you sign in.
- Each administration is available 3-4 weeks before test day. We'll email you when it's ready.

* = Required

Test Site *

CB-SAT OPERATIONS S&L AI:471828

Role

Test Day Staff


Test Administration *


Smoke Test AP English Language and Composition | Feb 17, 2023

Choose a test administration

Smoke Test AP English Language and Composition | Feb 17, 2023

Coordinator Home Page

 **Test Day Toolkit**

Hi, Pushkar 

[Home](#) [Help](#) [All Rooms](#) [Staff](#) [All Students](#) [Student Sign-In Tickets](#) [Irregularities](#)

Jan 31–Dec 31, 2022 | Digital SAT In-School Smoke Test Spring 2022 | [Switch](#)
CB-SAT OPERATIONS S&L - AI:471828

Test Administration Tools

Testing Rooms

Add and edit rooms. View and adjust the list of assigned students.

Test Day Staff

Learn what your staff needs are, assign roles and rooms, and grant staff access to the toolkit.

Student Roster and Check-In

Check students in. View room assignments, accommodations, and other details.

Print Sign-In Tickets

Students need Bluebook sign-in tickets to take the test.

Irregularities

If something goes wrong, let us know what happened.

Add Rooms

CollegeBoard

Test Day Toolkit

Hi, Pushkar

Home

Help

All Rooms

Staff

All Students

Student Sign-In Tickets

Irregularities

Jan 31–Dec 31, 2022 | Digital SAT In-School Smoke Test Spring 2022 | Switch

CB-SAT OPERATIONS S&L - AI:471828

All Rooms

Add Rooms +

Search Rooms

Displaying 20 results

Room Name ^	Testing Groups	Staff	Seats Taken
Bridget's Room 6.1	S1: SAT (Standard time)	● Proctor: Click to add	11/25
Christine Content UAT Room 3.9	S1: SAT (Standard time)	-	0/20
Lindsay Content UAT Room 3.9	A0	Proctor: J JULIEFHARRIS	13/30
NYO SAT SD Room	A0	Proctor: P PGRUENBERG	11/25
Reston SAT SD Room	A0	Proctor: S SHEP64	15/25
SAT Advisory Demo	S1: SAT (Standard time)	Proctor: Carol CSIKOR	7/20
Test Room Feb 24	A0	● Proctor: Click to add	3/10
Tom's Accommodated room	S3: SAT (Double time)	● Proctor: Click to add	5/99
Tom's INT Room	S1: SAT (Standard time)	● Proctor: Click to add	6/99
z3.15 UAT Kristen McArtor	A0	Proctor: K KILMEMEG	27/30
z3.24 Request	S1: SAT (Standard time)	● Proctor: Click to add	1/25
	A0	Proctor: L LINDASTEINKATZ	1/3

dd.collegeboard.org/rooms

Add Rooms

All Rooms

Add Rooms —

Search Rooms

Import Rooms or Add New Ones

You can import rooms from a past test administration or add rooms manually by completing the table below. You can auto-assign students to rooms when your total capacity is high enough.

Select from the list

Import Rooms

* = Required

Room Name *	Capacity *	Action
<input type="text"/>	<input type="text"/>	Delete

Total: 0 seats in 0 rooms

Add Row +

Save

Cancel

Testing Groups (1)

Add Rooms: Add enough rooms to seat students in these testing groups.

Testing Group ^	Registered Students	Waitlist Students
C1	32	0

View Student Roster

CollegeBoard

Test Day Toolkit

Hi, Pushkar

HomeHelpAll RoomsStaffAll StudentsStudent Sign-In TicketsIrregularities

Jan 31–Dec 31, 2022 | Digital SAT In-School Smoke Test Spring 2022 | Switch
CB-SAT OPERATIONS S&L - AI:471828

All Students

Choose an action

Go

Filter Table +

Search Students

Displaying 1-30 of 528 results (0 selected)

	Student ^	Testing Group	Accommodations	Room	Attendance ^	Testing ^	Last Updated ^
<input type="checkbox"/>	Wright, Tom	S3: SAT (Double time)	<ul style="list-style-type: none">002 - Reading: double time (+100%)007 - Math: time and one-half (+50%)016 - Breaks: extra018 - Breaks: as needed	Tom's Accommodated room	Not arrived	Not Started	Feb 6, 2023 4:08 PM
<input type="checkbox"/>	Mills, Dasha	S3: SAT (Double time)	<ul style="list-style-type: none">002 - Reading: double time (+100%)007 - Math: time and one-half (+50%)016 - Breaks: extra018 - Breaks: as needed	Tom's Accommodated room	Not arrived	Not Started	Feb 6, 2023 4:08 PM
<input type="checkbox"/>	Jzjjzf, Bfzzu A.	Z0: (Invalid GroupType)	<ul style="list-style-type: none">007 - Math: time and one-half (+50%)016 - Breaks: extra	Unassigned	Not arrived	Not Started	Feb 6, 2023 4:07 PM
<input type="checkbox"/>	Bentley, Hayden	S2: SAT (Time and one-half)	<ul style="list-style-type: none">001 - Reading: time and one-half (+50%)016 - Breaks: extra025 - Human reader (assistive technology can be used)	zKatie McAfee Room	Not arrived	Not Started	Feb 6, 2023 3:09 PM

Add Students to Rooms (Optional)

CollegeBoard

Test Day Toolkit

Hi, Kristen

Home

Help

All Rooms

Staff

All Students

Student Sign-In Tickets

Irregularities

Jan 31–Dec 31, 2022 | Digital SAT In-School Smoke Test Spring 2022 | [Switch](#)
CB-SAT OPERATIONS S&L - AI:471828

All Students

Choose an action

Choose an action

Move selected students to a room

Remove selected students from rooms

Go

Displaying 1-30 of 528 results (10 selected)

	Student ^	Testing Group	Accommodations	Room	Attendance ^	Testing ^	Last Updated
<input checked="" type="checkbox"/>	Abbey, Kirsten	S1: SAT (Standard time)	None	Unassigned	Not arrived	Not Started	Oct 24, 2022 12:32 PM
<input checked="" type="checkbox"/>	Adams, Jayden	S1: SAT (Standard time)	None	Unassigned	Not arrived	Not Started	Oct 24, 2022 12:34 PM
<input checked="" type="checkbox"/>	Alexander, Nina	S1: SAT (Standard time)	None	Unassigned	Not arrived	Not Started	Oct 24, 2022 12:32 PM
<input checked="" type="checkbox"/>	Amos, Greta	S1: SAT (Standard time)	None	Unassigned	Not arrived	Not Started	Oct 24, 2022 12:34 PM
<input checked="" type="checkbox"/>	Amstead, Russel	S1: SAT (Standard time)	None	Unassigned	Not arrived	Not Started	Oct 24, 2022 12:33 PM
<input checked="" type="checkbox"/>	Apple, Marvin	S1: SAT (Standard time)	None	Unassigned	Not arrived	Not Started	Oct 24, 2022 12:30 PM
<input checked="" type="checkbox"/>	Apple, Marvin	S1: SAT (Standard time)	None	Unassigned	Not arrived	Not Started	Oct 24, 2022 12:31 PM

Add Staff

CollegeBoard

Test Day Toolkit

Hi, Ashley

Home

Help

All Rooms

Staff

All Students

Student Sign-In Tickets

Jan 31–Dec 31, 2022 | Digital SAT In-School Smoke Test Spring 2022 | [Switch](#)
CB-SAT OPERATIONS S&L - AI:471828

Test Day Staff

Choose an action

Go

Search assigned staff

Add Staff +

Filter Table +

Displaying 10 results (0 selected)

	Staff Name ^	Phone	Role	Room	Sign-In Success	Toolkit Access
<input type="checkbox"/>	Estevan XXXXXXXXXX	Mobile: +1 209 513 2035	Coordinator	roomCodeTest2	✔ Confirmed	✔ Granted
<input type="checkbox"/>	XXXXXXXXXX XXXXXXXXXX @collegeboard.org	Mobile: +1 213 555 6677	Room Monitor	BBTest0f0	● Unconfirmed for this administration	● Not granted
<input type="checkbox"/>	XXXXXXXXXX XXXXXXXXXX @collegeboard.org	Mobile: +1 212 666 7477	Coordinator	BBTest0f0	✔ Confirmed	✔ Granted
<input type="checkbox"/>	Help, TestUser thelp+test@collegeboard.org	Mobile: +1 212 988 9988	Proctor	roomCodeTest1	✔ Confirmed	✔ Granted

Add Staff and Assign Roles and to Rooms

CollegeBoard

Test Day Toolkit

Hi, Amy

[Home](#) [Help](#) [All Rooms](#) [Staff](#) [All Students](#)

Feb 17, 2023 | Smoke Test AP English Language and Composition | [Switch](#)

CB-SAT Operations S&L - AI-471828

Test Day Staff

Add Staff - Filter Table +

Select from Your Staff List

Start by assigning returning staff to this administration.

	Staff Name ^
<input type="checkbox"/>	Alvarado, Alex (Proctor) aalvarado@collegeboard.org
<input type="checkbox"/>	Ambaye, Pushkar (Coordinator) pambaye@collegeboard.org
<input type="checkbox"/>	Carr, Kevin (Technology Coordinator) kealca89@yahoo.com
<input type="checkbox"/>	Carr, Kevin (Coordinator) kcarr@collegeboard.org
<input type="checkbox"/>	Castro, Andrew (Proctor) acastro@collegeboard.org
<input type="checkbox"/>	df, sp (Proctor) skoll@yahoo.com
<input type="checkbox"/>	McArtor, Kristen (Coordinator) kmac@aaa.ooo
<input type="checkbox"/>	Mora, Estevan (Coordinator) emora@collegeboard.org
<input type="checkbox"/>	Nimkar, Gautam (Coordinator) gnimkar@collegeboard.org
<input type="checkbox"/>	apfym test (Coordinator) spinupolu@collegeboard.org
<input type="checkbox"/>	KATY MCMAHON (Coordinator) KMCMAHON@COLLEGEBOARD.ORG
<input type="checkbox"/>	TBD (Coordinator) test_email12@gmail.com
<input type="checkbox"/>	WAF COORD (Coordinator)

Add New Staff to Test Day Toolkit

* = Required

☐ Force this user into Test day Toolkit

First Name *

Last Name *

Email *

Phone *

At least one phone number is required.

Mobile Phone

Home Phone

Work Phone

Work Extension

We recommend waiting until test day to grant toolkit access. You can assign roles and rooms to staff who don't have access.

Test Day Toolkit Access *

Not granted

Role

Not assigned

Room

Not assigned



Print Student Test Tickets

CollegeBoard

Test Day Toolkit

Hi, Ashley

Home

Help

All Rooms

Staff

All Students

Student Sign-In Tickets

Jan 31–Dec 31, 2022 | Digital SAT In-School Smoke Test Spring 2022 | [Switch](#)
CB-SAT OPERATIONS S&L - AI:471828

Student Sign-In Tickets

Tickets Sorted by Room

Tickets Sorted Alphabetically

Tickets Sorted by Room

This print option sorts tickets for all students by testing room and includes a cover sheet for each room.

Students need sign-in tickets to use the Bluebook™ testing app. They'll use them:

- On test day, to start testing.
- Before test day, to participate in a preadministration session and to preview Bluebook on their own.

Print Tickets Sorted by Room

Print Student Tickets



Sign-In Tickets


Digital SAT Suite
In-School Study

Room: 228-C
Tickets: 30

INSTRUCTIONS FOR STAFF

Print out this PDF as a one-sided document. Cut out tickets from each page along dashed lines.

BEFORE TEST DAY	TEST DAY (BEFORE THE TEST)	TEST DAY (AFTER THE TEST)
Give students their sign-in tickets, and have them complete a test preview in Bluebook. If you conduct a preadmin session, collect the sign-in tickets after and reuse them on test day.	Give students their sign-in tickets, and tell them to sign in to Bluebook and complete check-in (when they reach the Start Code page, check-in is complete).	Collect all sign-in tickets before you dismiss students. Destroy sign-in tickets with a shredder.

Sign-In Ticket 
Test: Digital SAT In-School Smoke Test Spring 2022
Room: Room 02

Name: **Leroy Abbey**
Date of Birth: 12/17/2002

STUDENT INSTRUCTIONS

Before test day, log in to Bluebook and try the test preview (optional).
On test day, as soon as you're seated, sign in and complete check-in.
Return this ticket to your proctor after your answers are submitted.


User ID

abbey9494

Registration Number

1010863086



Sign-In Ticket 
Test: Digital SAT In-School Smoke Test Spring 2022
Room: Room 02

Name: **Abdul Adams**
Date of Birth: 12/26/2002

STUDENT INSTRUCTIONS


Before test day, log in to Bluebook and try the test preview (optional).
On test day, as soon as you're seated, sign in and complete check-in.
Return this ticket to your proctor after your answers are submitted.

User ID

adams7274

Registration Number

1010817665

Sign-In Ticket 
Test: Digital SAT In-School Smoke Test Spring 2022
Room: Room 02

Name: **John Abbot**
Date of Birth: 12/10/2002

STUDENT INSTRUCTIONS


Before test day, log in to Bluebook and try the test preview (optional).
On test day, as soon as you're seated, sign in and complete check-in.
Return this ticket to your proctor after your answers are submitted.

User ID

abbot2328

Registration Number

1010860468

Sign-In Ticket 
Test: Digital SAT In-School Smoke Test Spring 2022
Room: Room 02

Name: **Alan Adams**
Date of Birth: 10/27/2002

STUDENT INSTRUCTIONS

Before test day, log in to Bluebook and try the test preview (optional).
On test day, as soon as you're seated, sign in and complete check-in.
Return this ticket to your proctor after your answers are submitted.

User ID

adams2611

Registration Number

1010822454



Confirm Network Readiness (available on website)

Bluebook Network Speed Test

Estimate how many students can take a test in your building at the same time.

Your result is based on your entire building's unused bandwidth at the moment you run it. It won't tell you how many students can test in each room.

How to Get the Best Estimate

For the most accurate results, run the speed test:

- When competing network activity approximates test day
- Where exams will be administered
- On networks that will be used on test day

[Avoid common pitfalls: Get more help →](#)

Run Speed Test Now

Which exam are students taking?

PSAT-related exam

How many students will take the exam at the same time?

Run Speed Test Now

Which exam are students taking?

PSAT-related exam

How many students will take the exam at the same time?

Enter a whole number.

5900

Run Speed Test



There is not enough unused bandwidth right now.

Only 105 students can take a PSAT-related exam in your building at the same time.

Remember: Speed typically varies from room to room. If students test in rooms with different speeds, you might be able to test fewer students, or more.

Try the speed test in another room or on another network.

[Get more help →](#)

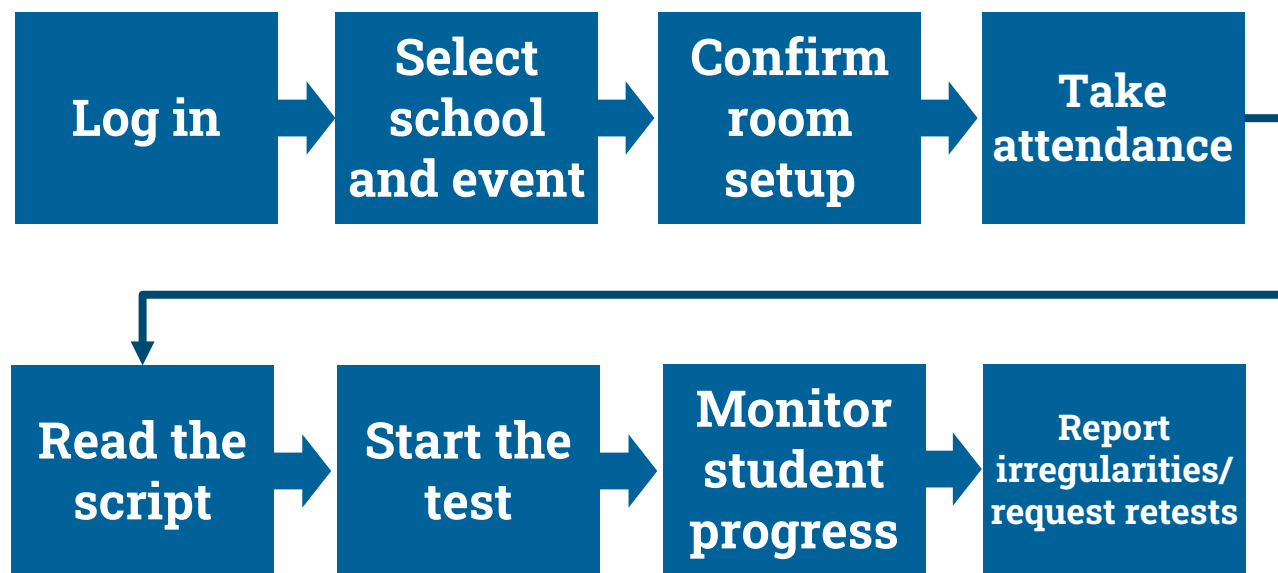
Current Bandwidth:

Download Speed:
79.18 Mbps

Upload Speed:
21.18 Mbps

Test Day Toolkit – Test Day Steps

On test day, proctors complete the following activities in Test Day Toolkit to administer the test:



Proctor Home Page

CollegeBoard

Test Day Toolkit

Hi, Ao

My Room

Help

All Rooms

All Students

Jan 31–Dec 31, 2022 | Digital SAT In-School Smoke Test Spring 2022 | [Switch](#)
CB-SAT OPERATIONS S&L - AI:471828

Skip to Attendance

Welcome!

As a proctor, you'll prepare your room, take attendance, start the test, and monitor students to keep testing fair and secure. Thank you for making this test possible.

[Get Started](#)

Room 101

Digital SAT In-School Smoke Test Spring 2022

Capacity: 50 (50 students assigned)

Staff: AO Shared (Proctor)

Help

Get Started

Confirm Room Setup

CollegeBoard

Test Day Toolkit

Hi, Ao

My Room

Help

All Rooms

All Students


Jan 31–Dec 31, 2022 | Digital SAT In-School Smoke Test Spring 2022 | [Switch](#)
CB-SAT OPERATIONS S&L - AI:471828

Skip to Attendance

Step 1 of 6

Count Seats

Make sure you have enough seats. Let your coordinator know if you don't.



Your room should have 50 seats.

Help

Back

Next Step

Confirm Room Setup

CollegeBoard

Test Day Toolkit

Hi, Ao

My Room Help All Rooms All Students


Jan 31–Dec 31, 2022 | Digital SAT In-School Smoke Test Spring 2022 | [Switch](#)
CB-SAT OPERATIONS S&L - AI:471828

Skip to Attendance

Step 2 of 6

Check Spacing

Make sure seats are spaced correctly.



Students must be separated by at least 3 feet on the right and left.

Help

Back

Next Step

CollegeBoard

Test Day Toolkit

Hi, Ao

My Room Help All Rooms All Students


Jan 31–Dec 31, 2022 | Digital SAT In-School Smoke Test Spring 2022 | [Switch](#)
CB-SAT OPERATIONS S&L - AI:471828

Skip to Attendance

Step 3 of 6

Cover Teaching Materials

If you need help covering teaching materials, contact your coordinator.



No maps, charts, or other teaching materials should be visible.

Help

Back

Next Step

Confirm Room Setup

CollegeBoard

Test Day Toolkit

Hi, Ao

My Room

Help

All Rooms

All Students

Jan 31–Dec 31, 2022 | Digital SAT In-School Smoke Test Spring 2022 | [Switch](#)


CB-SAT OPERATIONS S&L - AI:471828

Skip to Attendance

Step 4 of 6

Distribute Scratch Paper

If you need more paper, contact your coordinator.



Place 3 sheets of scratch paper on each desk.

Help

Back

Next Step

CollegeBoard

Test Day Toolkit

Hi, Ao

My Room

Help

All Rooms

All Students

Jan 31–Dec 31, 2022 | Digital SAT In-School Smoke Test Spring 2022 | [Switch](#)


CB-SAT OPERATIONS S&L - AI:471828

Skip to Attendance

Step 5 of 6

Distribute Test Tickets

You should have a test ticket with temporary account info for each student.



Place test tickets on each desk randomly or according to your seating chart.

Help

Back

Next Step

Write Instructions on the Board

CollegeBoard

Test Day Toolkit

Hi, Ao

[My Room](#) [Help](#) [All Rooms](#) [All Students](#)

Jan 31–Dec 31, 2022 | Digital SAT In-School Smoke Test Spring 2022 | [Switch](#)
CB-SAT OPERATIONS S&L - AI:471828

Step 6 of 6

Write Instructions on the Board

Students should start app check-in as soon as they sit down.

Important: Don't project your screen.

Student instructions (add the Wi-Fi password if you need to):

Check in to the testing app:

1. Click the acorn to open the testing app.
2. Use the test ticket on your desk to sign in.
3. Enter the room code.
4. Follow the on-screen instructions.

Room Code:

LNBCG

[Help](#)

[Back](#) [Next Step](#)

Take Attendance

CollegeBoard

Test Day Toolkit

Hi, Pushkar

Home Help All Rooms Staff All Students Student Sign-In Tickets Irregularities

Jan 31–Dec 31, 2022 | Digital SAT In-School Smoke Test Spring 2022 | Switch
CB-SAT OPERATIONS S&L - AI:471828

Step 1 of 6

Room Code: BACJB

Take Attendance

Last updated 5 minutes ago
Refresh Data

Show Directions

ASSIGNED (6)	ENTERED ROOM CODE (2)	READY TO TEST (3)
Dach, Daisha K.	Emmerich, Erick S. Present ✓ UNDO	Ledner, Maximilian W. Ready ✓
Emmerich, Sterling R.	Haag, Lester B. Mark Present	Schaefer, Sophie K. Ready ✓
Kunze, Elva K.		Volkman, Soledad B. Ready ✓
Labadie, Adam C.		

BackNext Step

Help

Read the Script and Provide Start Code

The screenshot shows the 'Test Day Toolkit' interface for a user named 'Hi, Ao'. The top navigation bar includes 'My Room', 'Help', 'All Rooms', and 'All Students'. The main content area is titled 'Step 2 of 6' and 'Check Desks'. A progress bar is partially filled. A large blue box contains the following text: 'Read aloud to students. Hello, today you're participating in the SAT Suite study. We'll start soon. Your test experience will be smoother, and your battery will last longer, if the testing app is the only thing open on your device. If you haven't already closed everything else, do so now. You might need to exit the testing app first and reopen it when you finish. Next, mute your testing device and position it so that it's hard for other students to see your screen. I'll come around now to make sure you cleared your desk as instructed in the testing app. If you brought a calculator, I'll check that, too. You should have 3 sheets of scratch paper, which I'll collect after the test. Write your full name at the top right corner of each sheet. If you don't have 3 sheets, let me know when I come by your desk.' At the bottom, there are 'Back' and 'Next Step' buttons.

CollegeBoard Test Day Toolkit

Hi, Ao

Jan 31–Dec 31, 2022 | Digital SAT In-School Smoke Test Spring 2022 | Switch
CB-SAT OPERATIONS SSL - AJ471828

My Room Help All Rooms All Students

Update Attendance and View Student Info

Step 2 of 6

Check Desks

Read aloud to students.

Hello, today you're participating in the SAT Suite study. We'll start soon.

Your test experience will be smoother, and your battery will last longer, if the testing app is the only thing open on your device.

If you haven't already closed everything else, do so now. You might need to exit the testing app first and reopen it when you finish.

Next, mute your testing device and position it so that it's hard for other students to see your screen.

I'll come around now to make sure you cleared your desk as instructed in the testing app. If you brought a calculator, I'll check that, too.

You should have 3 sheets of scratch paper, which I'll collect after the test. Write your full name at the top right corner of each sheet. If you don't have 3 sheets, let me know when I come by your desk.

Back Next Step

The screenshot shows the 'Test Day Toolkit' interface for a user named 'Hi, Ao'. The top navigation bar includes 'My Room', 'Help', 'All Rooms', and 'All Students'. The main content area is titled 'Step 6 of 6' and 'Start the Test'. A progress bar is fully filled. A large blue box contains the following text: 'Read this start code aloud, write it on the board, and click "Next Step" to monitor testing. Start Code: 067771'. At the bottom, there are 'Back' and 'Next Step' buttons.

CollegeBoard Test Day Toolkit

Hi, Ao

Jan 31–Dec 31, 2022 | Digital SAT In-School Smoke Test Spring 2022 | Switch
CB-SAT OPERATIONS SSL - AJ471828

My Room Help All Rooms All Students

Update Attendance and View Student Info

Step 6 of 6

Start the Test

Read this start code aloud, write it on the board, and click "Next Step" to monitor testing.

Start Code:

067771

Back Next Step

Monitor Student Progress

CollegeBoard

Test Day Toolkit

Hi, Jeffrey

My Room

Help

All Rooms

All Students

Irregularities

Nov 16, 2022–Dec 31, 2023 | Digital SAT 2023 Smoke Test Primary | Switch

ST ANDREW'S-SEWANEE SCH - TC:43230

Monitoring Dashboard

Jan 31–Dec 31, 2022 | Digital SAT In-School Smoke Test Spring 2022 | Switch

CB-SAT OPERATIONS S&L - AI:471828

Start Code: 327727

Use the testing status filters to see who's testing smoothly and who might need attention.

Reload

Testing Status Filters

Status

Count

Not Started

30

Section 1

2

Break

0

Section 2

2

Needs Attention

Status

Count

Exited

2

Submission Pending

0

Ready to Dismiss

Dismiss students with Submitted status. [How do I help the others?](#)

Status

Count

Submitted

9

Student List: Submitted (9) Clear Filters

Students will raise their hand when they finish testing. Wave them over so you can collect their scratch paper and return their device.

Student^	Accommodations	Testing Status^
Alexander, Nate Reg. no.: 1011704379	None	Submitted
Bolton, Erica Reg. no.: 1011699189	None	Submitted
Cadman, Tyler Reg. no.: 1011720378	None	Submitted
Cattell, Marigold Reg. no.: 1011715710	None	Submitted
Foxley, Tyler Reg. no.: 1011706043	None	Submitted
Summers, Maddison Reg. no.: 1011691326	None	Submitted
Sylvester, Zara Reg. no.: 1011715588	None	Submitted
Tate, Julius Reg. no.: 1011701527	None	Submitted

Help

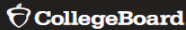
Back

Next Step


CollegeBoard

48

Dismiss Students

 CollegeBoard

Test Day Toolkit

Hi, Ao 

My Room Help All Rooms All Students


Jan 31–Dec 31, 2022 | Digital SAT In-School Smoke Test Spring 2022 | [Switch](#)
CB-SAT OPERATIONS S&L - AI:471828

Step 1 of 2


Dismiss Students

When testing ends:

1. Collect all scratch paper.
2. Click **Back** to check each student's testing status on the dashboard.
3. Dismiss students with a **Submitted** status.
4. If students have any other testing status, follow the instructions on the **Help** page.



Complete all dismissal steps before allowing students to leave.

 Help

Back

Next Step

Report Irregularities

Step 2 of 2

Report Problems

Skip this step if you don't have any problems to report.



Report irregularities
to your coordinator.

[? Help](#)

[Back](#)

[Next Step](#)

Report Irregularities/Request Retests

CollegeBoard Test Day Toolkit Hi, (userName)

Nov 16, 2022-Dec 31, 2023 | Digital 2023 Smoke ... Switch
CB-SAT OPERATIONS S&L - Code: 22148

My Room Help All Rooms All Students Irregularities

Add Irregularity

If the Room Code Was Not Entered
If students couldn't start the test, follow the [instructions for Rescheduling Tests](#). Don't submit an irregularity.

If the Room Code Was Entered
1. Select one of the 4 options below to tell us why you need to report an irregularity.
2. Choose the most appropriate form.

[Help Me Decide](#) [Expand All](#) [Collapse All](#)

I need to retest students who started the test.
Use one of these forms to retest students who experienced a disruption after they entered the room code.

I need to report a security issue or rule violation.
Use one of these forms to report a violation.

I need to report something else (no retest needed).
Report a non-security irregularity without triggering a retest.

I need to cancel a score on behalf of the students.
Use this form to let us know if a student wants to cancel their score.

Technology	→
Retest a student whose testing was disrupted by a technology issue.	
Testing conditions and administration errors	→
Retest a student if staff mistakes or bad conditions disrupted their test.	
Disruptive behavior by another student	→
Retest a student if another student's behavior disrupted their test.	
Staff accommodations error	→
Retest a student if staff made a mistake involving an accommodation.	

SSD & Accommodations

SSD and Accommodations

For digital, the default for all students is to test digitally unless

- Cannot test digitally due to their disability IEP/504
- Special Circumstances - student needs to test on paper

Universal Tools Now Available to All Students

- Zoom & Passage/Item Expansion
- Color Contrast
- Calculator & Math Reference Sheet
- Strikethrough, Annotation, Mark for Review, and Question Navigator
- Personal Countdown Clock

Other tools that still require an approved accommodation – e.g., extended time, extra and/or extended breaks or breaks as needed; Text-to-Speech and Speech-to-Text; Assistive Technology; etc. – are more easily applied in new digital. Non-technology embedded accommodations remain unchanged.

Extended Time

DIGITAL TEST TIME

	Test time	Total time (Test time +breaks)
Standard time	2 hours 14 minutes	2 hours 24 minutes
Time and one-half for entire test (Reading and math)	3 hours 21 minutes	3 hours 41 minutes
Time and one-half – math only	2 hours 49 minutes	*3 hours 9 minutes
Double Time - reading	4 hours 28 minutes	4 hours 48 minutes
Double time – math only	3 hours 24 minutes	*3 hours 44 minutes

School Onboarding

School Onboarding:

Activity Type	Purpose	Timing
Onboarding Survey to all principals and last year's Test Coordinators on file, with CC to District Coordinators.	Collect all personnel & contact information for training and implementation	Mid-September to first week of October.
SAT Coordinator Workshop #1	Initial overview of platforms and processes for Spring 2024 Admin - Test, Tech, and SSD Coordinators	November (Virtual & Recorded)
SSD Coordinator Workshop	Complete/Detailed instruction, Q&A, in advance of January SSD Submission Deadline	December (Virtual & Recorded)
SAT Coordinator Workshop #2	Complete/Detailed instruction, Q&A, coordinated with coordinators' TDTK access	January In-Person in Idaho (multi-site) + Virtual
LMS (asynchronous) Training Modules + Office Hours (synchronous)	Specific modules for each stakeholder, optional drop-in virtual office hours for all	Jan – Testing Window
School/Districts' Registration of Students	Timely creation of digital tests for a school's chosen administration date(s) within March 4-April 26 Testing Window	January - February

Q&A: Fall 2023 PSAT/NMSQT

Contact Us

- **Idaho State Department of Education**

Student Assessment

Ayaka Nukui 208-3326926

anukui@sde.idaho.gov

Idaho State Assessment Website:

<https://www.sde.idaho.gov/assessment/college/coordinator.html>

- **College Board**

Idaho Field Team

866-253-0385

IdahoSDsupport@collegeboard.org

SSD Support

844-255-7728

ssd@info.collegeboard.org

Digital SAT Website: <https://satsuite.collegeboard.org/digital>