

---

# Student Opportunities Assistance Program Annual Report

---

2022-2023

---

Idaho State Department of Education



---

Table of Contents

**Data-At-A-Glance.....3**

**Participation .....4**

**Participation Map .....5**

**Secondary School Details .....6**

**Dual Credit Details .....7**

**Course Providers .....8**

**Exam Details .....9**

**Advanced Placement.....10**

**International Baccalaureate .....11**

**Data Notes.....12**

# Data-At-A-Glance

Below is data for the program in the 2022-2023 school year.

Student Participation

Number of students participating in 2022-2023.

**276**

Payment Totals

Total exams/courses paid in 2022-2023 school year.

**\$112,928**

Student Participation

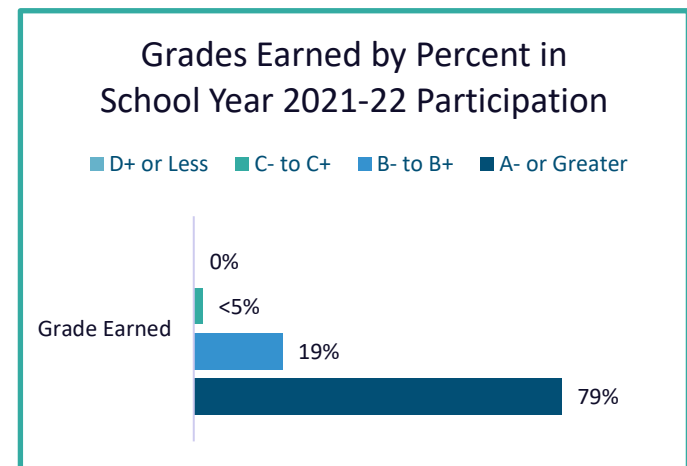
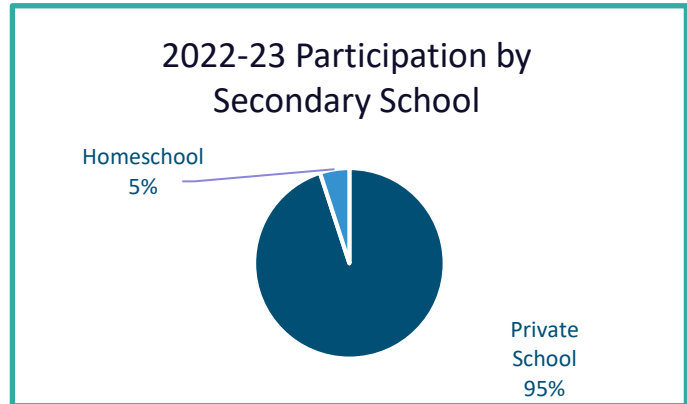
Percentage of students participating in SOAP in both SY 22 & 23.

**11%**

Number of Approved Requests

Number of approved requests for 2022-2023.

**672**



- Most Requested Dual Credit Courses in 2022-23
- BIOL 191** *Introduction to Cellular and Molecular Biology*
  - COMM 101** *Fundamentals of Oral Communication*
  - ENGL 101** *Writing and Rhetoric I*
  - HIST 111** *United States History I*
  - Math 1300/1400** *College Algebra*

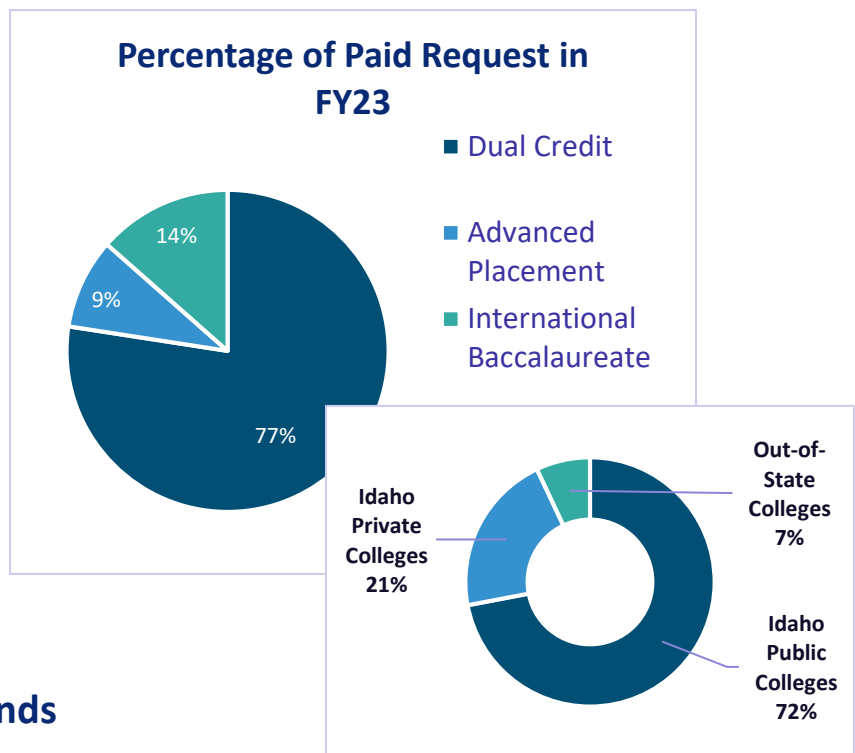
## Participation

	Amount Paid	Number of Paid Requests
<b>Dual Credit</b>	<b>\$87,448</b>	<b>425</b>
<b>Advanced Placement</b>	<b>\$10,248</b>	<b>119</b>
<b>International Baccalaureate</b>	<b>\$15,232</b>	<b>128</b>

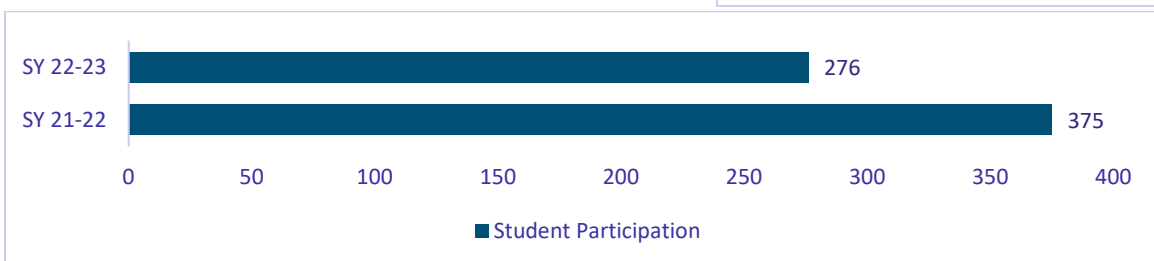
### Funding & Providers

Dual credit composed of 77% of the total number of funding requests paid in FY23.

The graph further shows the percentage of dual credit paid provider type in FY23.



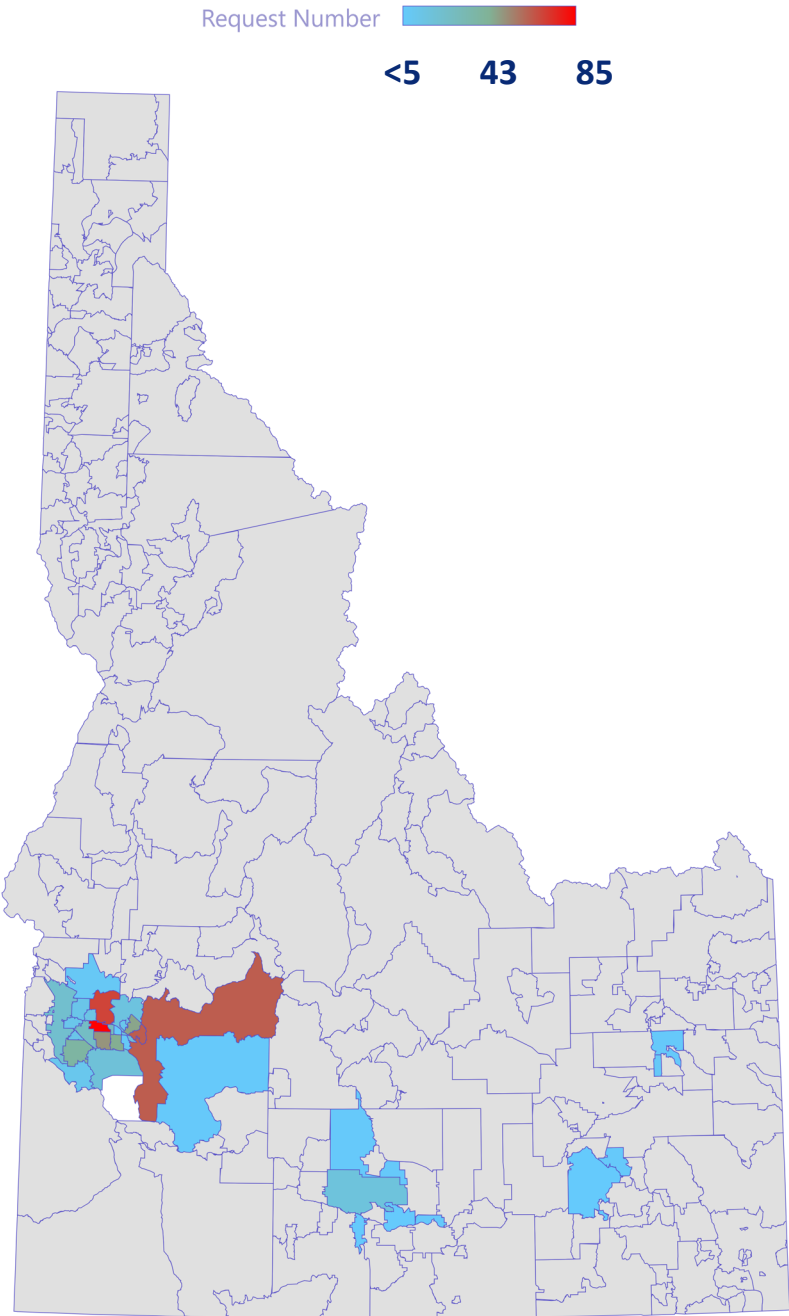
### Student Participation Trends



### Participation Map

*Student participation for 2022-2023 was for student located in South Idaho, predominantly those in the Treasure Valley area.*

### Number of Funding Requests by Zip Code



Powered by Bing  
© TomTom

## Secondary School Details

The following tables provides participation and allocation of funds for the Student Opportunities Assistance Program for the 2022-2023 school year for students enrolled in Idaho nonpublic schools.

2022-23 Secondary School Participation				
	Number of Students Participating	Amount per School Paid	Number of Dual Credits Paid	Number of Exams Paid
Bishop Kelly High School	80	\$29,714	297	88
Calvary Christian School - Nampa	<10	<\$1,000	<10	31
Cole Valley Christian School - Secondary	70	\$24,410	384	0
Grace Lutheran School	<10	<\$1,000	<10	0
Greenleaf Friend Academy	<10	<\$1,000	<10	0
Lighthouse Christian School	<10	\$2,100	32	0
Nampa Christian School Jr/Sr High School	51	\$23,025	368	0
Riverstone International School	24	\$15,232	0	128
The Ambrose School	27	\$9,775	160	0
Homeschool	14	\$7,397	112	0
<b>Total</b>	<b>276</b>	<b>\$112,928</b>	<b>1370</b>	<b>247</b>

2022-2023 Grade Level Utilization				
	Number of Student Participation by Grade	Number of Students Who Utilized \$750 with 2022-23 Funding Requests Only	Total Number of Students Who Utilized \$750 Limit in 2022-23	Percentage of Students who Utilized All Funds in SY 22-23
<b>Total</b>	<b>276</b>	<b>22</b>	<b>83</b>	<b>30%</b>
<b>Grade 9</b>	<b>32</b>	<b>&lt;10</b>	<b>&lt;10</b>	<b>&lt;10%</b>
<b>Grade 10</b>	<b>53</b>	<b>&lt;10</b>	<b>11</b>	<b>21%</b>
<b>Grade 11</b>	<b>96</b>	<b>12</b>	<b>37</b>	<b>39%</b>
<b>Grade 12</b>	<b>96</b>	<b>&lt;10</b>	<b>33</b>	<b>34%</b>

## Dual Credit Details

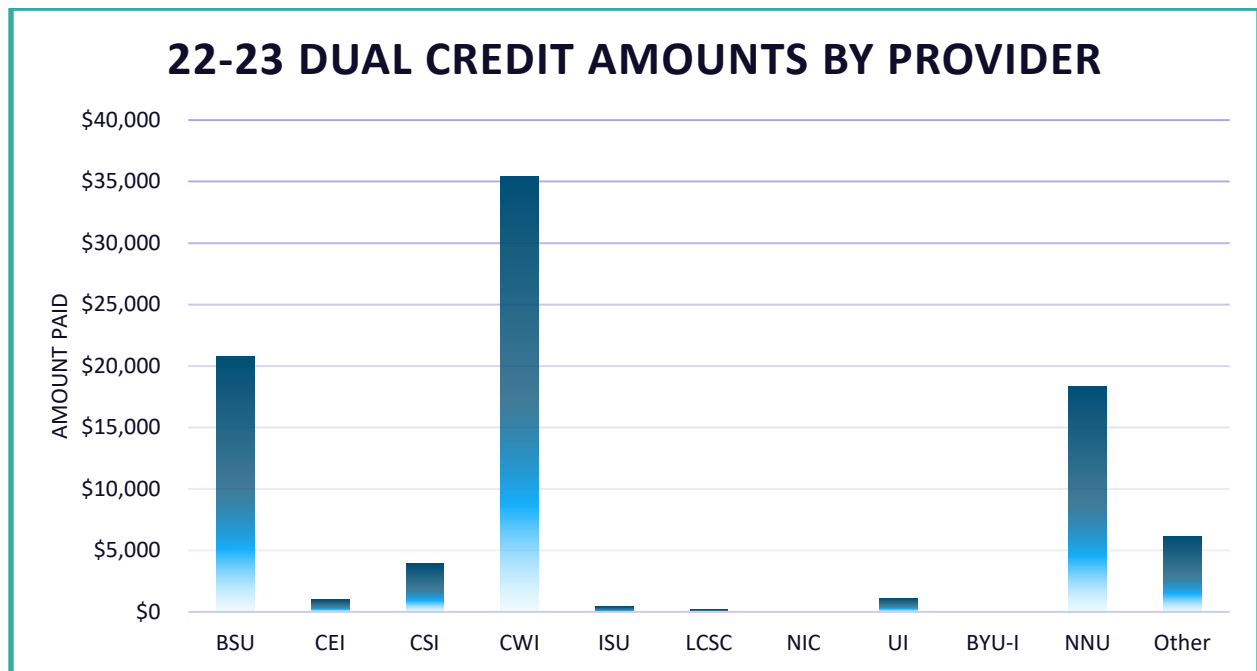
*The largest number of funding request through the Student Opportunities Assistance Program were for dual credit courses. Dual credit courses composed 77% of the total number of funding requests paid.*

### Paid Dual Credit

Total number of dual credits paid in school year 2022-2023.

**1,370**

**It is estimated in 2022-2023 school year that 534 Idaho non-public school students took dual credit from an Idaho public college and earned 2099 credits.<sup>1</sup>**



<sup>1</sup> Total number of credits includes students attending a non-public Idaho school and those who were identified as homeschooled. Data excludes students of those that cannot be associated with an Idaho nonpublic school, public school and who are not identified as homeschool.

## Course Providers

22-23 Dual Credit Details				
	Amount	Number of Dual Credit Funding Requests	Total Number of Credits	Number of Unique Courses Paid
<b>Dual Credit Total</b>	\$87,448	425	1,370	***
<b>Boise State University</b>	\$20,775	83	288	10
<b>Brigham Young University-Idaho</b>	\$0	0	0	0
<b>College of Eastern Idaho</b>	<\$1,500	<10	14	<5
<b>College of Southern Idaho</b>	\$3,900	20	58	18
<b>College of Western Idaho</b>	\$35,412	179	585	31
<b>Idaho State University</b>	<\$1,500	<10	<10	<5
<b>Lewis-Clark State College</b>	<\$1,500	<10	<10	<5
<b>North Idaho College</b>	\$0	0	0	0
<b>Northwest Nazarene University</b>	\$18,364	94	294	14
<b>University of Idaho</b>	<\$1,500	<10	15	<5
<b>*Colorado Christian University</b>	\$4,675	30	88	11
<b>*Other</b>	<\$1,500	<10	19	6




## Exam Details

*In 2022-2023 the Student Opportunities Assistance Program provided funding for 247 exams. No requests were made for the CLEP nor eligible CTE exams.*

Exams Paid	Sophomores & Juniors	Senior
Advanced Placement	63	56
International Baccalaureate.		128

*Content in English, Social Science and science composed of the majority of AP requests.*



---

## Advanced Placement

AP Exam Name	Number Paid in FY23
Biology Exam	7
Calculus BC Exam	<5
Capstone Research	<5
Capstone Seminar	<5
Chemistry Exam	11
Comparative Government and Politics Exam	<5
Computer Science A Exam	<5
Computer Science Principles	7
English Language and Composition Exam	17
English Literature and Composition Exam	17
European History Exam	<5
Human Geography Exam	8
Physics 1: Algebra-Based Exam	<5
Physics 2: Algebra-Based Exam	<5
Physics C: Electricity and Magnetism Exam	<5
Physics C: Mechanics Exam	3
Psychology Exam	<5
Statistics Exam	7
Studio Art: 2-D Design Exam	<5
Studio Art: Drawing Exam	<5
United States Government and Politics Exam	12
United States History Exam	7

---

## International Baccalaureate

International Baccalaureate Exams	Number Paid in FY23
Biology	9
Chemistry	<5
Geography	10
Global Politics	5
Language A: Language & Literature	20
Language A: Literature	<5
Language ab initio (Latin for "from the beginning")	<5
Language B	16
Mathematics Analysis and Approaches	12
Mathematics Applications and Interpretation	10
Music	9
Physics	7
Visual Arts	12
World Religions	8
<b>Grand Total</b>	<b>128</b>

---

## Data Notes

- *2022-2023 participation includes courses/exams taken in the summer and fall of 2022 and spring of 2023 school year.*
- *Some non-public schools collaborate with public schools for access to Advanced Opportunities, these numbers would be included in Advanced Opportunities and not in this report.*
- *The number of unique courses identified are based on the unique course names associated with each particular institution and not between institutions.*
- *For data reporting, Science includes (Biology, Chemistry, Physics), Math includes (Calculus and Statistics), Social Sciences includes (Comparative Government, European History, Human Geography, US History and Government), Humanities includes (Art), Computer Science, English includes (Language and Literature), and Capstone includes (Seminar and Research)*