

CONNECTING

• GEAR UP IDAHO •

*Educators*



# Campus Tour Activities

For College Readiness

FUN AND ENGAGING CAMPUS VISIT BUS ACTIVITIES

# Campus Tour Activities

For College Readiness



## Table of Contents

### **3** WELCOME

- 4 | Overview
- 5 | Student Cover Page

### **6** PRE-TOUR ACTIVITIES

- 7 | Counties In Idaho
- 8 | Get To Know Your Neighbors
- 9 | Road Map Questionnaire
- 10 | Sight Seeing
- 11 | Campus Life
- 12 | My Dream Campus (Pre-Tour)
- 13 | Get Into The Right Mindset

### **14** CAMPUS TOUR ACTIVITIES


- 15 | Campus Interviews
- 16 | Campus Tour Truth or Dare
- 17 | Campus Bingo
- 18 | Pokestop Tour
- 19 | Core Tour Memories

### **20** POST-TOUR ACTIVITIES

- 21 | Unsubscribe or Vibe
- 22 | Campus Life: Would You Rather?
- 23 | My Dream Campus (Post-Tour)
- 24 | Campus Calculations
- 25 | Who is on your Team?

### **26** RESOURCES

- 27 | Notes & Ideas
- 28 | Contact GEAR UP Idaho



# WELCOME

- 4 | Overview
- 5 | Student Cover Page



## Overview

This navigator is designed to help school counselors and college career coordinators supplement the campus tour experience. Providing students with pre and post reflection activities and engaging campus tour challenges can help students increase their understanding of campus vocabulary, campus infrastructure, and help students process the information they learn so that they can apply their newfound knowledge throughout their college exploration journey.

This navigator should not be used in its entirety during a single event. It is meant to be used as a choose-your-own adventure toolkit that allows educators to pick the activities that will best fit each campus or event.

*Start by printing the **Student Cover Page** and then print the activities you select in each of the three stages of the campus tour.*



My  
**CAMPUS  
VISIT**  
Tour

■ Name:

■ College/University Name:

■ Doodle Zone:

School mascot

## PRE-TOUR ACTIVITIES

- 7 | Counties In Idaho
- 8 | Get To Know Your Neighbors
- 9 | Road Map Questionnaire
- 10 | Sight Seeing
- 11 | Campus Life
- 12 | My Dream Campus (Pre-Tour)
- 13 | Get Into The Right Mindset



# Counties In Idaho

The drive to \_\_\_\_\_ is a long one! Along the way you will see cars from all over. Try to find cars from 10 different Idaho counties and 10 different states on your journey. List them below!

■ 10 Idaho Counties:



■ 10 States:



# Get To Know Your Neighbors

You will be spending a good amount of time with your classmates as you are riding on the bus. Take some time to get to know your fellow travelers by finding someone who fits each of the categories below. Make sure you ask questions so that you can learn more about each person.

## 10 Questions:

*Classmate Name:*

\_\_\_\_\_ Can tell you three facts about an instrument they play.

- 1.
- 2.
- 3.

\_\_\_\_\_ Can teach you a phrase in another language.

*Phrase:*

\_\_\_\_\_ Can tell you about a time they travelled to another country.

*Country:*

\_\_\_\_\_ Can show you their hidden talent.

*Talent:*

\_\_\_\_\_ Can tell you what they do at their job.

*Job:*

\_\_\_\_\_ Can explain a mathematical or scientific theory or concept.

*Explanation:*

\_\_\_\_\_ Can explain the plot of the last book they read.

*Explanation:*

\_\_\_\_\_ Can tell you about a funny or embarrassing moment.

*Story:*

\_\_\_\_\_ Can tell you the names of all of their siblings.

*Siblings:*

\_\_\_\_\_ Can tell you the last five movies they watched.

- |    |    |
|----|----|
| 1. | 4. |
| 2. | 5. |
| 3. |    |



# Road Map Questionnaire

The map below shows where you are and where you will be going on your field trip today. The distance between a given institution and one's hometown can sometimes be a deciding factor when it comes to choosing a college or university. Use Google maps and other resources to fill in your Road Map Questionnaire.

## Details:

Starting Location: \_\_\_\_\_

End Location: \_\_\_\_\_

Mileage between start and end: \_\_\_\_\_

Hours of travel: Car \_\_\_\_\_ Bus \_\_\_\_\_ Walking \_\_\_\_\_

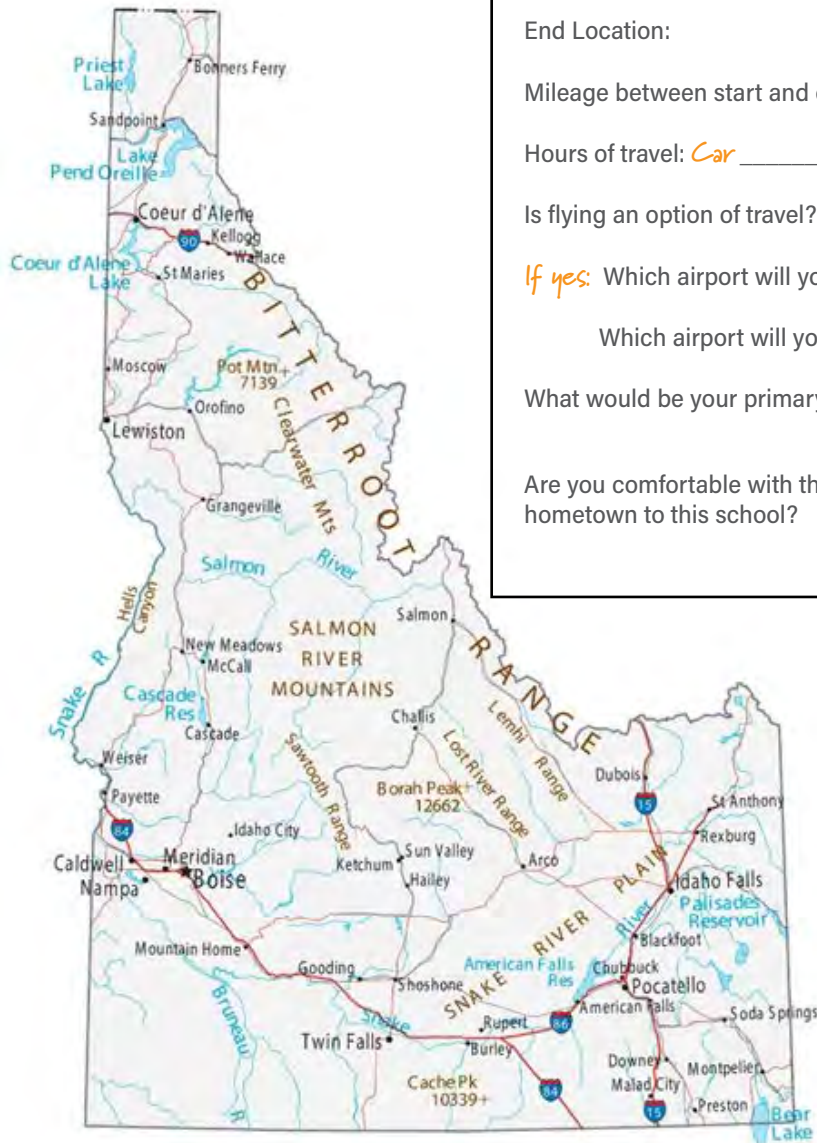
Is flying an option of travel? Yes / No

If yes: Which airport will you fly into? \_\_\_\_\_

Which airport will you fly out of? \_\_\_\_\_

What would be your primary means of travel?

Are you comfortable with the distance from your family/  
hometown to this school?



# Site Seeing

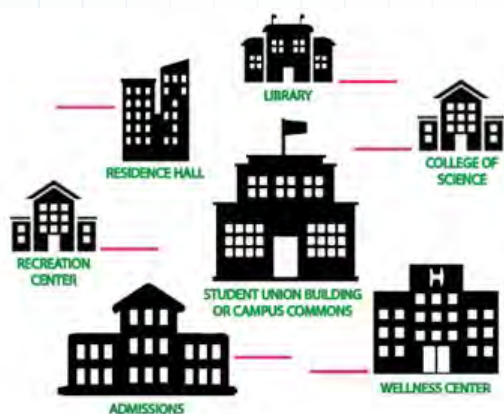
The map below shows where you are and where you will be going on your field trip today. Traveling to new cities and campuses can be exciting, and provide an opportunity to see and experience new things! As you travel to your destination today, take some time to watch out the window. Take notes or make sketches in the picture frames to depict some of the interesting sights during your travels!

**Sites:**




# Campus Life

Today you will be able to get a sense of what it is like to live on, or go to school on a college campus. Most campuses you will visit share a certain set of locations/resources in common with other campuses. Read the descriptions to the right and place the number of the description on the line next to the building it is referring to. Then, complete the questions at the bottom of the page.



## Descriptions:

1. This building contains lots of books but it also provides students with access to research assistance, technology, and many other services and resources.
2. Most universities are made up of smaller "colleges." This building might house classrooms, labs, faculty offices, and advisors for a certain degree program.
3. Most campuses provide basic medical services, mental health resources, and health education for students. These resources might be located in which building?
4. Potential students might go to this building to get help applying for college. College students might also visit this building for help with registering for classes or with questions about their financial aid or scholarships.
5. Many campuses have a gym, fitness classes, or other types of physical health activities for students. What building do you think these might be located in?
6. Students in college might have the option of living on or off campus. For students who live on campus, which building might their rooms be located in?
7. College campuses are always busy. Most campuses have clubs, social events, celebrations, awareness initiatives, and much more happening on a regular basis. Most of these events happen in this building, which might also house fun entertainment options or places to purchase a meal or snack.

## Questions:

1. What campus resources are you interested in learning more about?
2. What resources would be most important to you when selecting a college that you might want to attend?

# My Dream Campus


(Pre-Tour)

Whether or not you have toured a campus before, there is always room to dream and grow your visions of what you might want for your future college experience. Think about the aspects of your life and your current environment that are important to you. Design your own **DREAM CAMPUS** based on your passions, hobbies, and key details from your life now. List your thoughts under each section provided below.

## My Must Haves:




## My Living Space:



## My Academic Experience:




## My Support:



## My Environment:



## My Wish Upon A Star:



## My Resources:





# Get Into The Right Mindset

You might be visiting a campus that you have never been to before, or you might see a new part of a campus that you are returning too. Like all things in life, how much you gain, or take away from the experience, will depend on you. Take some time to adjust your mindset before you arrive at your destination by reflecting on the questions below.

## ■ Questions:

1. What do you want to gain from your time on the campus tour?
2. What are some things that might get in the way of you being able to achieve your goals for the day?
3. What concerns or worries do you have about the college?
4. What could you do to be proactive about these concerns or worries?
5. Set 3 goals for yourself during the your time on the tour. These could be learning goals, behavior goals, a goal to meet new friends, a habit you would like to make or break, or any positive thing you would like to challenge yourself to work towards on your trip. Use the space provided to the right.

## ■ Goal 1:

## ■ Goal 2:

## ■ Goal 3:



## CAMPUS TOUR ACTIVITIES

- 15 | Campus Interviews
- 16 | Campus Tour Truth or Dare
- 17 | Campus Bingo
- 18 | Pokestop Tour
- 19 | Core Tour Memories



# Campus Interviews

Today on your campus visit, you are going to take in a lot of information and see a lot of new things. Some of the best sources of information come from the current student population living on campus and attending the university/college. Work in a small group to find three campus students and ask them to complete a student interview with you. Be sure to explain who you are, what your goals are with this task, and to maintain respectful communication throughout the process.

## Questions:

	Student 1	Student 2	Student 3
Where is your favorite place to eat on campus?			
Where is your favorite place to study on campus and why?			
If you could offer one piece of advice to an incoming freshman, what would that be?			
What was the most difficult adjustment for you when coming to college?			
What resources on campus have been the most beneficial for you?			
What is one activity you enjoy on campus, and how did you get involved?			

# Campus Tour Truth or Dare

Beginning the college and career exploration journey can be overwhelming and sometimes stressful. Working through the overwhelming topics or questions can help alleviate that stress. Find a partner to complete the College Tour Truth or Dare activity. Be sure to maintain respectful relationships as you work through the prompts, and have fun!

## Truth:

What are you most looking forward to on today's campus visit?

-----

How have your previous academic experiences impacted your perspective on attending a college/university after high school?

-----

What scares you the most about life after high school?

-----

If you could bring one person from your high school career with you after you graduate, who would it be and why?

-----

What is one thing you wish teachers knew about high schooler's college exploration experiences?

-----

In what ways have you grown the most since the beginning of your high school career as a freshman to now?

-----

Without any limitations, what career would you pursue and why?

-----

What scares you or intimidates you the most about visiting college campuses?

-----

How have you supported your own goals for life after high school?

## Dare:

Sing happy birthday to the person to your left with your best Scooby-Doo voice.

-----

Perform a TikTok dance for 20 seconds straight while maintaining a straight face.

-----

Anytime someone says your name for the rest of the game, reply with "I love lamp".

-----

Go a whole minute without blinking.

-----

Do 10 start jumping jacks.

-----

Find a leaf, stick, or rock you can clutch in your hands. When anyone asks you about the item, reply with "My precioussss!!!"

-----

Pretend to be a traffic director for your tour group the next time they are filing into a new building or crossing a street/road.

-----

Dance around like a monkey for ten seconds.

-----

Find the nearest tree, and give it a hug!



# Campus Bingo

Explore campus by attempting to blackout your **BINGO** board! Remember to maintain a respectful presence while navigating your way through campus. Fill each space in your **BINGO** card with a different word from the list of words below. You can place them in any square you wish. When you tour or see an item or location, cross it off in your **BINGO** card.

B	I	N	G	O
		<i>Free Space</i>		

- Student studying in a unique place
- School mascot
- Computer lab
- Student wearing school swag
- Students playing a game/sport on campus
- Study abroad or international student office
- Student carrying a coffee or energy drink
- Library
- ADA accessible entrance (handicap ramp/elevator)
- Dorm room
- Admission Office
- Someone napping
- Greek life housing
- Campus security
- Fitness center
- Student art
- Cafeteria
- School newspaper or magazine
- A flyer for an event on campus
- Coffee shop
- A college professor/faculty member
- Performance space or theater
- College/University logo (not on clothing)
- Financial aid building/center
- Advising services
- Faculty office
- Snack machine
- Tutoring services
- A college textbook
- Bookstore

# Pokestop Tour

A lot of colleges/universities have Pokestops located at significant spots on campus. This is a fun way that the institutions connect themselves to student's hobbies and activities. Download the Pokémon GO app on your phone, and allow the Pokestops to guide your tour. Visit **10 Pokestops** and describe each of the locations and their purpose or functions below.

1

Location	Purpose / Function
----------	--------------------

2

Location	Purpose / Function
----------	--------------------

3

Location	Purpose / Function
----------	--------------------

4

Location	Purpose / Function
----------	--------------------

5

Location	Purpose / Function
----------	--------------------

6

Location	Purpose / Function
----------	--------------------

7

Location	Purpose / Function
----------	--------------------

8

Location	Purpose / Function
----------	--------------------

9

Location	Purpose / Function
----------	--------------------

10

Location	Purpose / Function
----------	--------------------

# Core Tour Memories

Life is all about making new and exciting memories! Today, you're going to create your own **CORE TOUR MEMORIES** while on your campus visit. Follow the prompts below to snapshot your core memories of your time today. Remember to always be respectful and obtain consent before taking pictures of anyone that is not you.

1

Find a freshman, sophomore, junior, and senior student on campus. Ask them for a picture.

2

Get a selfie in a lecture hall/classroom!  
(Do not disrupt active classes)

3

Find a campus logo that is not on clothing, and take a selfie with it.

4

Get a picture of an animal on campus.

5

Find someone on campus that has pajamas on, and ask them for a picture.

6

Take a selfie at a study table in the library.  
(Do not disturb students studying)

7

Try to find a student that shares a major that you are interested in. Ask them for a picture.

8

Find the perfect tree to study/read a book under on campus. Take a picture there.

9

Find the oldest building on campus and snap a picture of it.

10

Find the oldest building on campus and snap a picture of it.

## Bonus Memories:

1. Get a selfie with the campus mascot.
2. Take a jumping picture with two other classmates to reenact a typical graduation photo.
3. Ask a student on campus to a dance battle, get someone to snap a picture of it.
4. Find someone on campus doing something unique, and ask for a picture.

## POST TOUR ACTIVITIES

- 21 | Unsubscribe or Vibe
- 22 | Campus Life: Would You Rather?
- 23 | My Dream Campus (Post-Tour)
- 24 | Campus Calculations
- 25 | Who is on your Team?



# UNSUBSCRIBE or VIBE

Think about your campus visit today and the information you've learned. Decide if you want to unsubscribe (don't relate) or vibe (relate) with each of the experiences or scenarios typical to a college/university life listed below. Based on your opinion and perspective, indicate your selection by drawing a line from each scenario to unsubscribe or vibe.

- Stay up late to study for a test/quiz
- Only drink coffee for breakfast
- Reach out to a professor for coursework support
- Wake up early to cram for a test/quiz
- Utilize mental health services offered on campus
- Make your own doctor/dentist appointments
- Become homesick when away from family/friends
- Explore off-campus activities and attractions
- Join a fraternity/sorority
- Attend a homecoming event
- Procrastinate homework assignments
- Create a study schedule and use it
- Create a study schedule and forget you have it
- Ask your family to come get you after the first night away from home
- Color-coordinate your pens and notebooks for each class you're taking
- Pretend to complete an assigned reading and still ace the pop quiz
- Ask for help from your peers or professors



**Unsubscribe:**

**Vibe:**

Choose one unsubscribe and one vibe to discuss with a partner about why you made that selection.

# Campus Life: Would You Rather?

The best way to make decisions about your potential campus experience is to ponder the options available to you when you attend the college/university. While some scenarios are logical and others are somewhat extreme, these types of scenarios are a great way to get your brain thinking about all of the possibilities of your campus life experience!

Live on campus in a dorm

or

Off-campus in an apartment

Have a part-time job, 7-days a week

or

A full-time job as swing shift mon-fri

A constantly messy dorm room

or

A constantly smelly dorm room

Never have your cell phone again

or

never have your laptop again

Have a job you hated that made you rich

or

A job you love that keeps you poor

Have 8 AM classes ever day

or

8 PM classes every day

Always have to raise your hand for questions in class

or

Never be able to raise your hands for questions in class ever again

Have to eat every meal in a terrible dining hall for four years

or

Eat in a pretty good dining hall for the rest of your life

Never be able to find a table in the dining hall

or

Never be able to find a table in the library

Go to school at Hogwarts

or

Go to school at Wagstaff

# My Dream Campus

(Post-Tour)

By now, you have had the opportunity to experience a college/university campus! It is time to fine-tune your dream campus and all of its details. Think about the aspects of your life and your current environment that are important to you, and specifically which of those aspects you included in your dream campus design before the campus visit. Considering the new information and perspective you've gained from your campus experience. Make adjustments and clarifications to your dream campus pre-tour activity. Use the space below to bring your dream campus to life with images, color, labels, etc. Include all of the areas you filled in on the pre-tour portion of this activity.

■ **My Must Haves:**

■ **My Living Space:**

■ **My Academic Experience:**

■ **My Support:**

■ **My Environment:**

■ **My Wish Upon A Star:**

■ **My Resources:**



# Campus Calculations

It is important to reflect on all experiences, new and old. You had participated in a campus visit recently, and now it is time to calculate your campus experience. Use the calculators below to score each aspect of your tour on a scale from 1-10, 1 being you did not enjoy it all, and 10 being it was the best it could have been.

<p><i>Tour Guide</i></p> 	<p><i>Campus Culture</i></p> 	<p><i>Campus Food</i></p> 
<p><i>Campus Tour Activities</i></p> 	<p><i>Campus Resources</i></p> 	<p><i>Interest in Attending</i></p> 

Take your two lowest scored campus calculations and provide two suggestions for each one that could improve that experience for you or other students in the future.

## Campus Calculation 1:

1.

2.

## Campus Calculation 2:

1.

2.



# Who is on your team?

We all need a support group to help us stay motivated and continue working towards our goals in life. In this activity, you will identify some goals you want to challenge yourself to accomplish in the three years after you complete high school. Your goals might be big like get a job, or go to college, or they might be smaller goals that would help you build up to something larger. In each section below, identify a goal. Then, identify people or resources that are on your **VISITING TEAM**. In other words, what or who can help you achieve that goal. Then identify people or barriers that might compete with your ability to achieve your goals, list these people or things on the **COMPETITION** side of the arena.

## Three-year Goals:

*Big or Small*

## Visiting Team:

*Resources*



## Competition:

*Barriers*



# RESOURCES

- 27 | Notes & Ideas
- 28 | Contact GEAR UP Idaho





# Contact GEAR UP Idaho

## College & Career Readiness

(208) 332-6946

[jdeahl@sde.idaho.gov](mailto:jdeahl@sde.idaho.gov)

(208) 332-6943

[jhopper@sde.idaho.gov](mailto:jhopper@sde.idaho.gov)

