

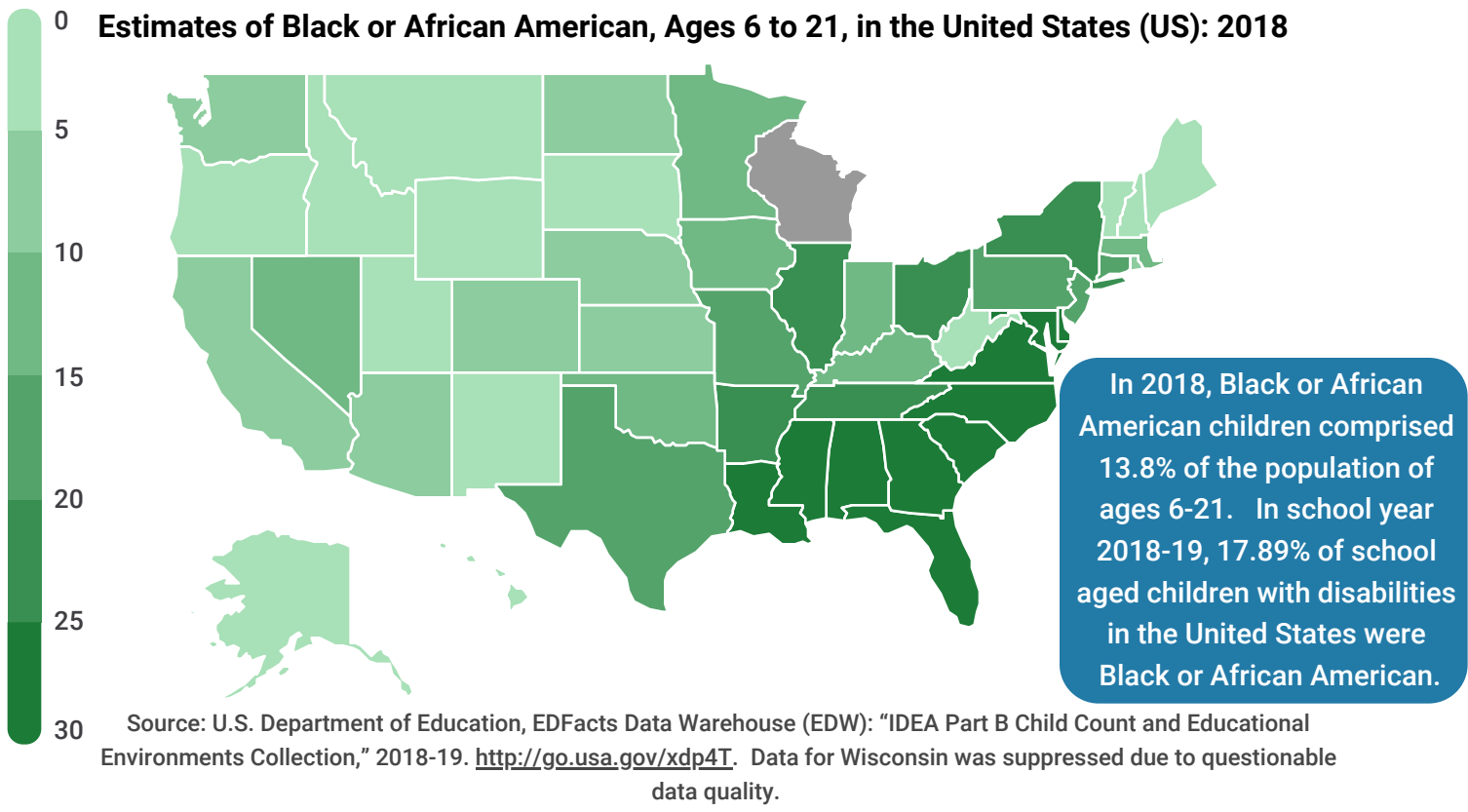


OSEP Fast Facts: Black or African American Children with Disabilities

For the purposes of this fact sheet, an Black or African American¹ with disabilities is a child or youth, who has origins in any of the Black racial groups of Africa (does not include person of Hispanic/Latino ethnicity) and is eligible for special education and related services under the Individuals with Disabilities Education Act (IDEA), Part B.

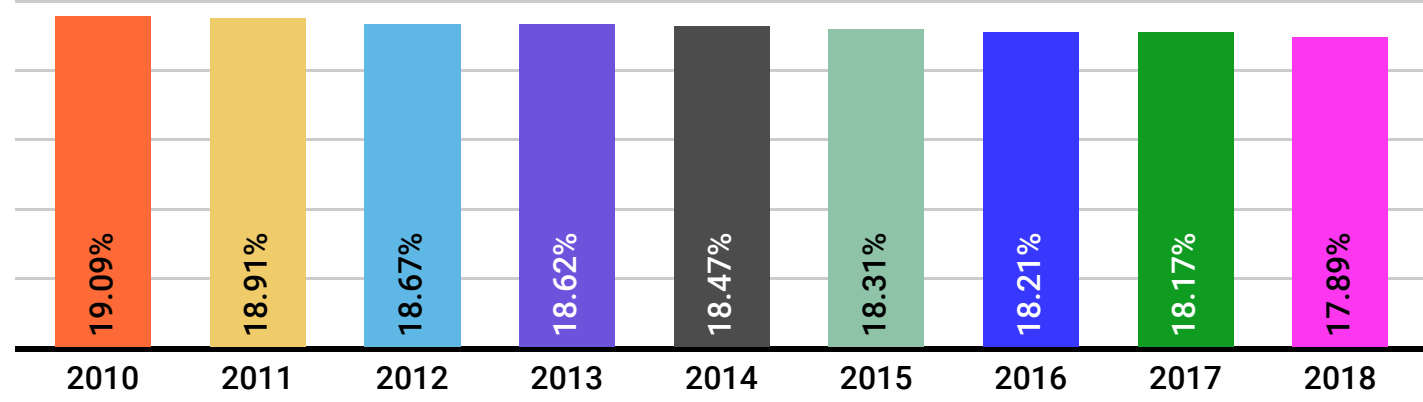
¹ IDEA Part B Child Count and Educational Environments for School Year 2017-2018, OSEP Data Documentation. <https://go.usa.gov/xd8WE>

Percentage of Black or African American Students with Disabilities by State, Ages 6 to 21, Served Under IDEA, Part B, in the United States (US): School Year (SY) 2018-19 and State Population



U.S. Bureau of the Census. "2018 State Population Estimates by Age, Sex, Race, and Hispanic Origin". Data accessed July 2019 from <http://www.census.gov/popest>

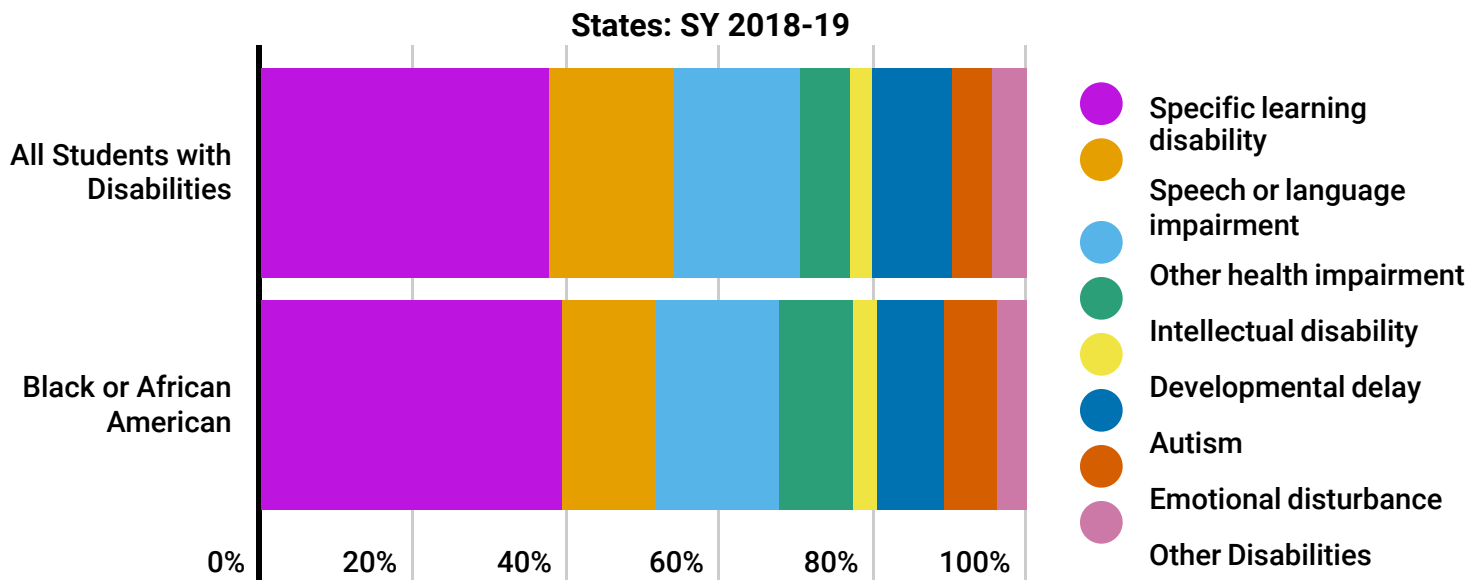
Percentage of Students with Disabilities, by Race and Ethnicity, Ages 6 to 21, Served Under IDEA, Part B in the US, Outlying Areas, and Freely Associated States: Between SY 2009-10 and 2018-19



Black or African American Students with Disabilities

Source: U.S. Department of Education, EDFacts Data Warehouse (EDW): "IDEA Part B Child Count and Educational Environments Collection," 2018-19. <http://go.usa.gov/xdp4T>

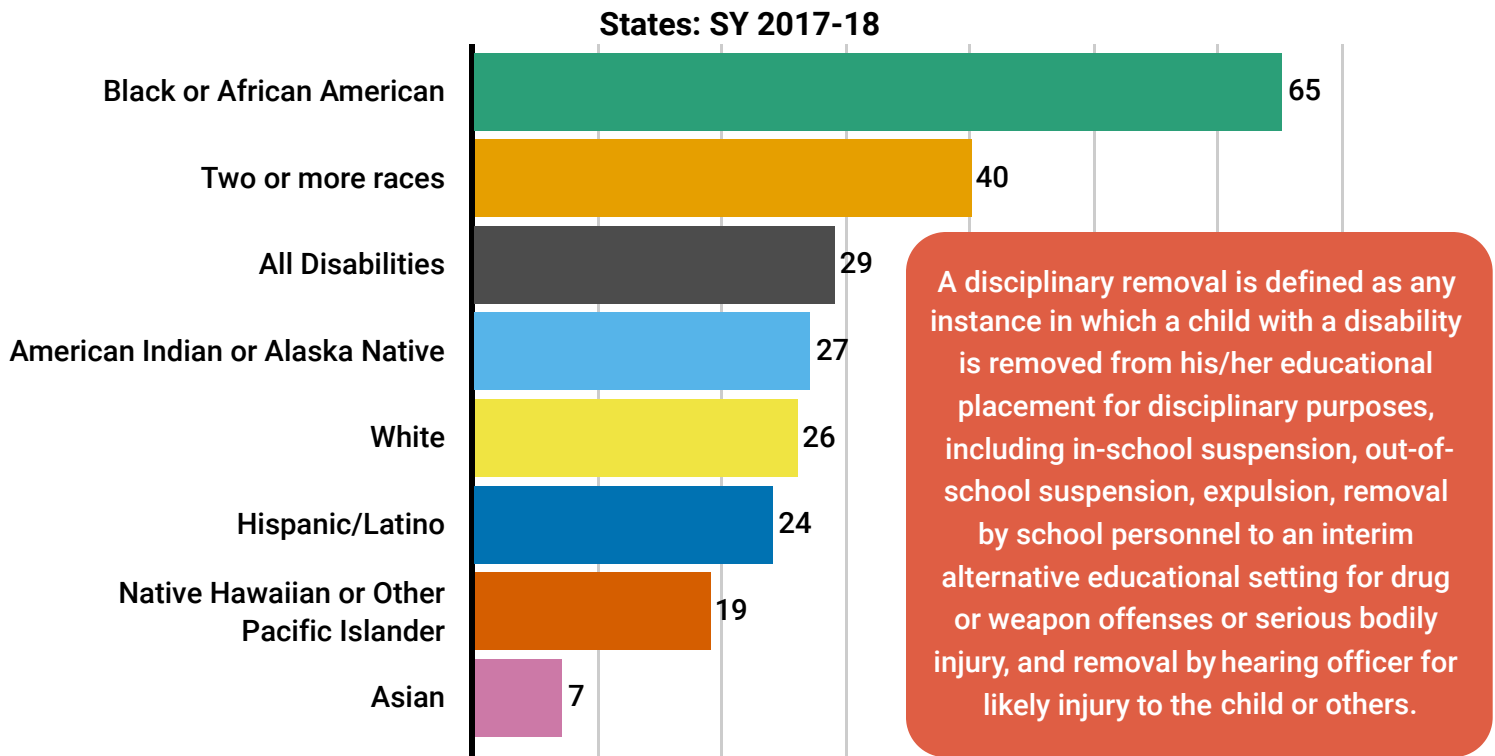
Percentage of Students with Disabilities, Ages 6 to 21, by Race and Ethnicity and Disability Category, Served Under IDEA, Part B, in the US, Outlying Areas, and Freely Associated States: SY 2018-19



In school year 2018-19, Black or African American students are more likely to be identified with intellectual disability and emotional disturbance and less likely to be identified with speech or language impairment or Autism than all students with disabilities.

Source: U.S. Department of Education, EDFacts Data Warehouse (EDW): "IDEA Part B Child Count and Educational Environments Collection," 2018-19. <https://go.usa.gov/xdp4T>

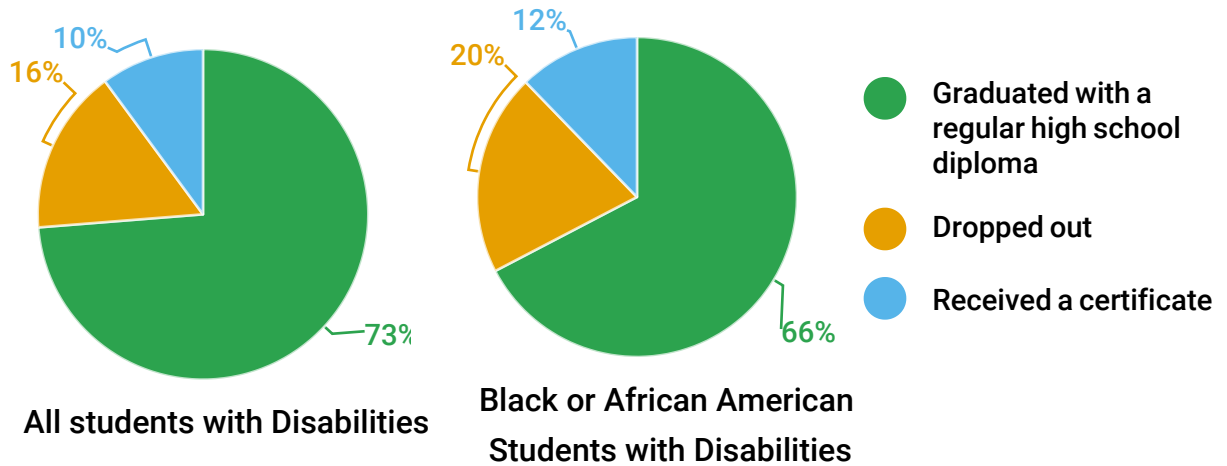
Total Disciplinary Removals Per 100 Children or Students with Disabilities, Ages 3 to 21, By Race/Ethnicity, Served Under IDEA, Part B, in the US, Outlying Areas, and Freely Associated States: SY 2017-18



A disciplinary removal is defined as any instance in which a child with a disability is removed from his/her educational placement for disciplinary purposes, including in-school suspension, out-of-school suspension, expulsion, removal by school personnel to an interim alternative educational setting for drug or weapon offenses or serious bodily injury, and removal by hearing officer for likely injury to the child or others.

Source: U.S. Department of Education, EDFacts Data Warehouse (EDW): "IDEA Part B Discipline Collection," 2017-18. Data extracted from: <http://go.usa.gov/xdPeY>. Children and students reported in these categories may be subject to multiple disciplinary removals. U.S. Department of Education, EDFacts Data Warehouse (EDW): "IDEA Part B Child Count and Educational Environments Collection," 2017-18. <http://go.usa.gov/xdp6v>. Data for Maine, Minnesota, Montana, Vermont, Wyoming, and Wisconsin were excluded, and data for the Virgin Islands and Vermont were not available.

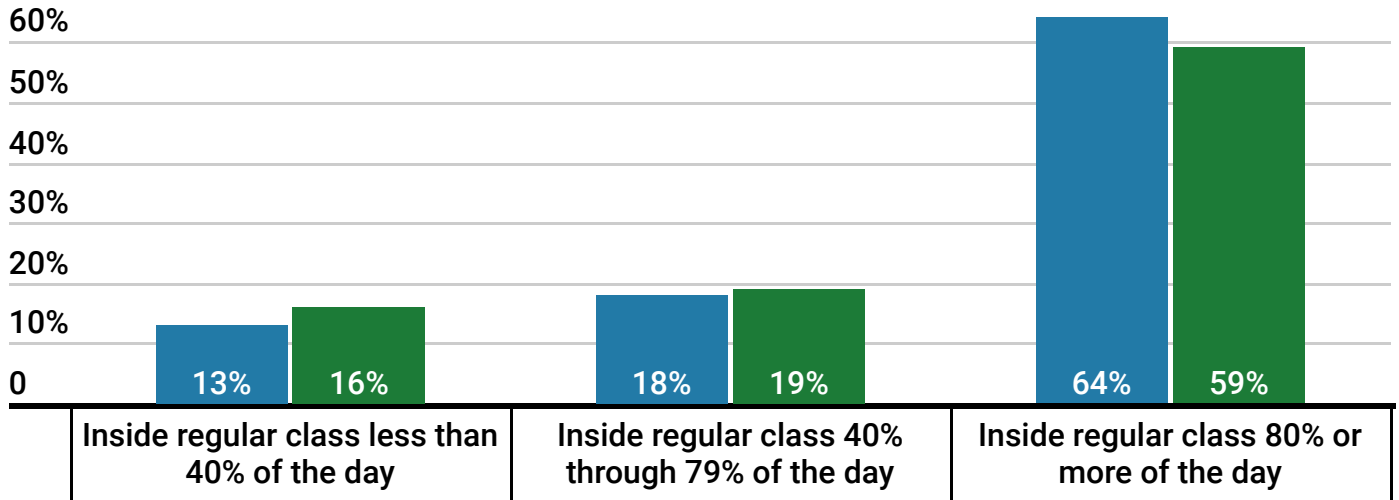
Percentage of Students with Disabilities Exiting School, Ages 14 to 21, By Basis of Exit, Served Under IDEA, Part B, in the US, Outlying Areas, and Freely Associated States: SY 2017-18



In SY 2017-18, Black or African American children with disabilities, ages 14-21, exiting school were more likely to drop out and less likely to graduate with a regular high school diploma than all students with disabilities.

Source: U.S. Department of Education, EDFacts Data Warehouse (EDW): "IDEA Part B Exiting Collection," 2017-18. Data extracted from: <http://go.usa.gov/xdp4e>. Percentages do not equal 100% due to not including the counts of children who died, moved, or reached maximum age.

Percentage of Students with Disabilities, Ages 6 to 21, By Educational Environment, Served Under IDEA, Part B, in the US, Outlying Areas, and Freely Associated States: SY 2018-19



● All Students with Disabilities ● Black or African American Students with Disabilities

Source: U.S. Department of Education, EDFacts Data Warehouse (EDW): "IDEA Part B Child Count and Educational Environments Collection," 2018-19. <http://go.usa.gov/xdp4T>. Percentages do not equal 100% due to not including the counts of children who receive services in a separate school, residential facility, homebound/hospital, or correctional facility.

August 2020

<https://www2.ed.gov/about/offices/list/osers/index.html>

<https://sites.ed.gov/idea/>

<https://osepideasthatwork.org/>

<https://www2.ed.gov/programs/osepidea/618-data/state-level-data-files/index.html>



Last Updated 8/26/2020. An interactive and accessible version of this Fast Fact is available at:

<https://sites.ed.gov/idea/osep-fast-facts/>