



# Intro to Data Dashboards

Presenter: Israel Silva, Special Education Senior Financial Specialist



# What are Data Dashboards?



- Visual representations of key performance indicators (KPIs)
- Present data as charts, graphs, and tables
- Use interactive elements, such as filters and drill-down capabilities
- Make data easier to understand and interpret

# Benefits of Data Dashboards



- Track and monitor data for budget allocation, expenditure, revenue, and resource utilization
- Set benchmarks, compare performance against targets, and measure progress
- Identification of trends, patterns, and anomalies in data
- Consolidate information from different departments into a single interface

# What is Power BI?



- Business analytics tool developed by Microsoft
- Allows users to create interactive dashboards, reports, and charts
- Integrates with other Microsoft products, such as Excel
- Free and paid versions

# Getting Started with Microsoft Power BI



## Go from data to insight to action with Power BI Desktop

Create rich, interactive reports with visual analytics at your fingertips—for free.

Download free >

See download or language options >

Link to download webpage: <https://powerbi.microsoft.com/en-us/desktop/>

# Cleaning Up Your Data



## Example of data that doesn't work

August											
Fund	Func	KeyDesc	Object	ObjDesc	Post Date	Descriptiv	Vendor	Debit	Credit	Net	
57		521 IDEA_SPC	111	Teacher-E	44036	CONTRACT PAY	G	25906.25	0	25906.25	
57		521 IDEA_SPC	111	Teacher-E	44068	CONTRACT PAY	G	25906.25	0	25906.25	
57		521 IDEA_SPC	111	Teacher-E	44099	CONTRACT PAY	G	29258.79	0	29258.79	
57		521 IDEA_SPC	111	Teacher-E	44099	CONTRACT PAY	G	3101.6	0	3101.6	
57		521 IDEA_SPC	111	Teacher-E	44127	CONTRACT PAY	G	3101.6	0	3101.6	
September											
Fund	Func	Object	KeyDesc	ObjDesc	Post Date	Descriptiv	Vendor	Debit	Credit	Net	
57	521	111	IDEA_SPCLED_DW_C	Teacher-E	44221	CONTRACT PAY		3101.6	0	3101.6	
57	521	111	IDEA_SPCLED_DW_C	Teacher-E	44252	CONTRACT PAY		3101.6	0	3101.6	
57	521	111	IDEA_SPCLED_DW_C	Teacher-E	44252	CONTRACT PAY		29258.79	0	29258.79	
57	521	111	IDEA_SPCLED_DW_C	Teacher-E	44274	CONTRACT PAY		3101.6	0	3101.6	
57	521	111	IDEA_SPCLED_DW_C	Teacher-E	44274	CONTRACT PAY		29258.79	0	29258.79	
57	521	111	IDEA_SPCLED_DW_C	Teacher-E	44309	CONTRACT PAY		29258.79	0	29258.79	
57	521	111	IDEA_SPCLED_DW_C	Teacher-E	44309	CONTRACT PAY		3101.6	0	3101.6	
57	521	112	IDEA_SPCLED_DW_C	Teacher-S	44099	CONTRACT PAY		27760.8	0	27760.8	
57	521	112	IDEA_SPCLED_DW_C	Teacher-S	44127	CONTRACT PAY		26144.49	0	26144.49	
57	521	112	IDEA_SPCLED_DW_C	Teacher-S	44155	CONTRACT PAY		26144.49	0	26144.49	
57	521	112	IDEA_SPCLED_DW_C	Teacher-S	44183	CONTRACT PAY		22557.15	0	22557.15	

# Cleaning Up Your Data Continued



## Example of clean data that works


Fund	Func	KeyDes	Object	ObjDes	Post Dat	Description	Vendor	Debit	Credit	Net
57	521	IDEA_SPC	111	Teacher-Elk	7/24/2020	CONTRACT PAY		25,906.25	0	\$ 25,906.25
57	521	IDEA_SPC	111	Teacher-Elk	8/25/2020	CONTRACT PAY		25,906.25	0	\$ 25,906.25
57	521	IDEA_SPC	111	Teacher-Elk	9/25/2020	CONTRACT PAY		29,258.79	0	\$ 29,258.79
57	521	IDEA_SPC	111	Teacher-Elk	9/25/2020	CONTRACT PAY		3,101.60	0	\$ 3,101.60
57	521	IDEA_SPC	111	Teacher-Elk	10/23/2020	CONTRACT PAY		3,101.60	0	\$ 3,101.60
57	521	IDEA_SPC	111	Teacher-Elk	10/23/2020	CONTRACT PAY		29,258.79	0	\$ 29,258.79
57	521	IDEA_SPC	111	Teacher-Elk	11/20/2020	CONTRACT PAY		29,258.79	0	\$ 29,258.79
57	521	IDEA_SPC	111	Teacher-Elk	11/20/2020	CONTRACT PAY		3,101.60	0	\$ 3,101.60
57	521	IDEA_SPC	111	Teacher-Elk	12/18/2020	CONTRACT PAY		29,258.79	0	\$ 29,258.79
57	521	IDEA_SPC	111	Teacher-Elk	12/18/2020	CONTRACT PAY		3,101.60	0	\$ 3,101.60
57	521	IDEA_SPC	111	Teacher-Elk	1/25/2021	CONTRACT PAY		29,258.79	0	\$ 29,258.79
57	521	IDEA_SPC	111	Teacher-Elk	1/25/2021	CONTRACT PAY		3,101.60	0	\$ 3,101.60
57	521	IDEA_SPC	111	Teacher-Elk	2/25/2021	CONTRACT PAY		3,101.60	0	\$ 3,101.60
57	521	IDEA_SPC	111	Teacher-Elk	2/25/2021	CONTRACT PAY		29,258.79	0	\$ 29,258.79
57	521	IDEA_SPC	111	Teacher-Elk	3/19/2021	CONTRACT PAY		3,101.60	0	\$ 3,101.60
57	521	IDEA_SPC	111	Teacher-Elk	3/19/2021	CONTRACT PAY		29,258.79	0	\$ 29,258.79
57	521	IDEA_SPC	111	Teacher-Elk	4/23/2021	CONTRACT PAY		29,258.79	0	\$ 29,258.79
57	521	IDEA_SPC	111	Teacher-Elk	4/23/2021	CONTRACT PAY		3,101.60	0	\$ 3,101.60
57	521	IDEA_SPC	111	Teacher-Elk	5/25/2021	CONTRACT PAY		29,619.47	0	\$ 29,619.47
57	521	IDEA_SPC	111	Teacher-Elk	6/25/2021	CONTRACT PAY		29,619.47	0	\$ 29,619.47

# Import Your Data




## Add data to your report

Once loaded, your data will appear in the **Data** pane.




Import data from Excel



Import data from SQL Server



Paste data into a blank table



Try a sample dataset

[Get data from another source →](#)



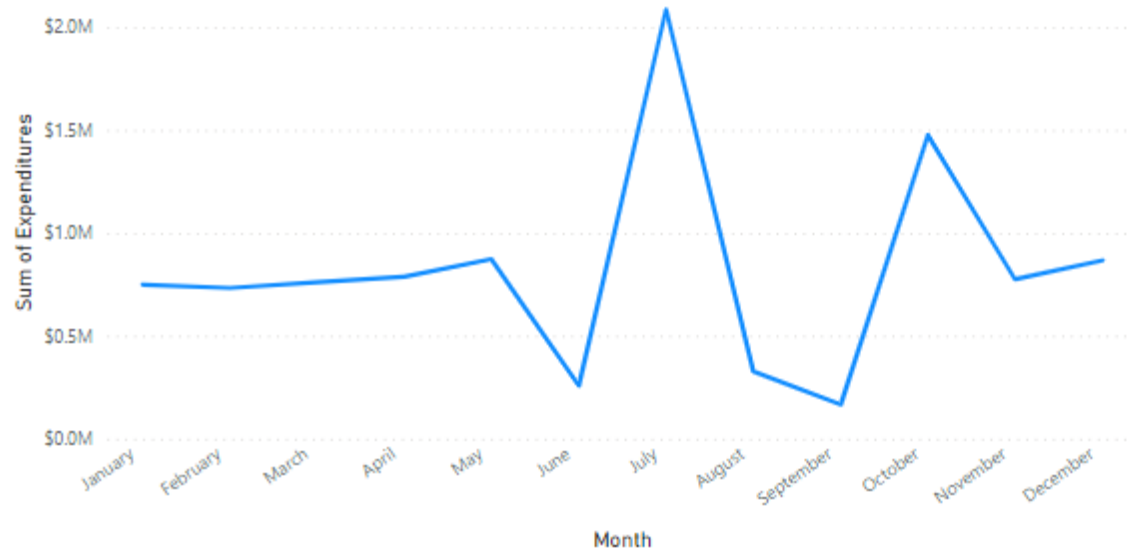
# Example of Data Dashboard



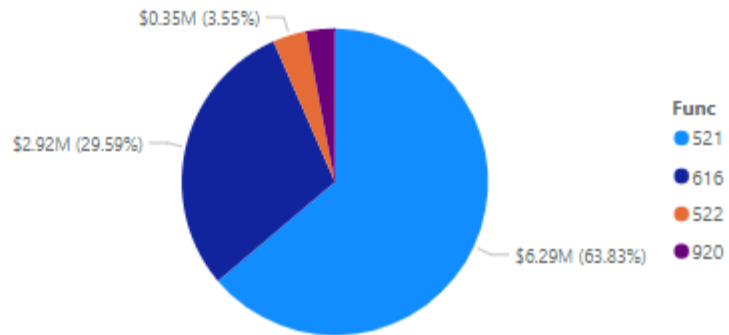
Object Description	Sum of Expenditures
Aide-Regular	\$81,936.00
Career Enhancement	\$36,408.00
Equip > 200 But < 20000	\$10,716.00
Extended Contracts	\$62,107.00
Fica	\$538,836.00
Health Insurance	\$1,266,416.00
Hourly	\$69,786.00
Instr Assistant Spec Ed	\$2,514,023.00
Interpreter	\$124,494.00
License for Educ	\$89,810.00
Technology	
Life Insurance	\$107,671.00
Occup/Physical Therapist	\$297,324.00
Office Clerical-District	\$30,648.00
Other Non Cert.	\$35,481.00
Persi	\$700,889.00
Prof/Tech Services	\$471,362.00
Rel Serv Assist Spec Ed	\$28,771.00
School Psychologist	\$88,532.00
<b>Total</b>	<b>\$9,859,615.00</b>

Object	Sum of Expenditures
All	
CONTRACT PAY GRS.	\$5,461,696.00
Sum of Expenditures	
BLUE CROSS MEDICAL	\$1,285,514.00
Sum of Expenditures	
Accrue	
\$1,194,161.00	
Sum of Expenditures	
STATE RETIREMENT	\$702,312.00
Sum of Expenditures	
FICA	

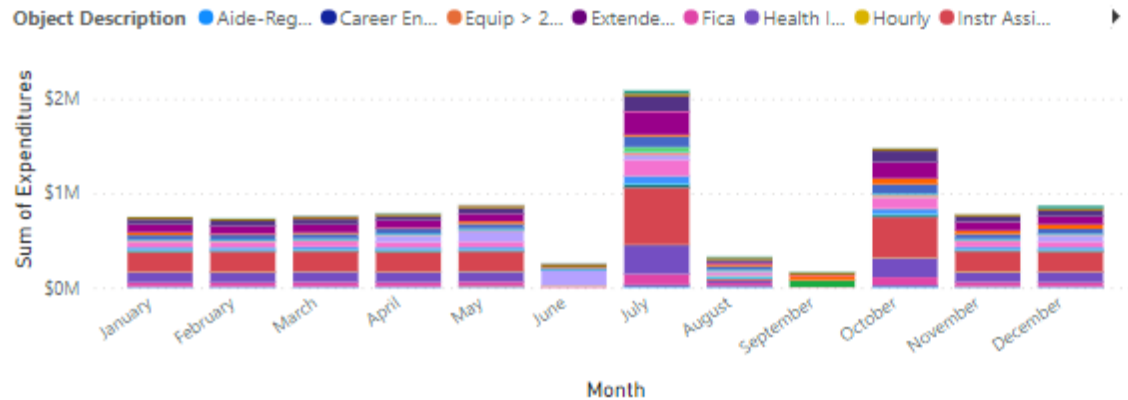
Sum of Expenditures by Month



Sum of Expenditures by Func



Sum of Expenditures by Month and Object Description





- Double check with your LEA Systems Administrators regarding information technology/security policies & practices on the use or publishing of any information tied to a data dashboard
- There are other versions of data dashboards such as via Google and software platforms such as Tableau
- The SDE does not favor or support any product over another.