



Understanding Your Student's Scores

On the Idaho Standards Achievement Test in English Language Arts/Literacy and Mathematics

Your student's score report for the 2024 Idaho Standards Achievement Test (ISAT) in English Language Arts (ELA)/Literacy and Mathematics provides your family with useful information, including:

- how your student scored on end-of-year, statewide assessments in ELA/Literacy and Mathematics,
- whether these scores meet Idaho's standards for achievement, and
- how your student's scores compare with students in their school, their district, and across Idaho.

This brochure provides you with guidance on understanding the score report, answers a few frequently asked questions about the assessment, and offers direction on where to go to find additional resources.

PARTS OF THE REPORT

Key parts of your student's score report are represented by letters. Many sections are common between ELA and Math, so only the unique parts are duplicated in this guide. Refer to the labeled examples on the following pages.

Letter	Description
A	<p>The main graphic on the report shows your student's scale score and where it falls on the four ISAT achievement levels. This information is also summarized at the top of the report.</p> <p>Level 4 indicates your student has exceeded achievement standards.</p> <p>Level 3 indicates your student has met achievement standards.</p> <p>Level 2 indicates your student has nearly met achievement standards.</p> <p>Level 1 indicates your student has not met achievement standards.</p> <p>These scores are just one piece of information about your student's academic performance, but serve as important measures of progress.</p>
B	<p>The comparison scores allow you to see how your student's scale score compares with their peers' scores at the school, district, and state level.</p>
C	<p>Math categories offer detailed insights into your student's performance on various types of problems.</p>
D	<p>ELA categories provide detailed insights into your student's reading, listening, writing, and research abilities, along with a description of their performance on the essay.</p>
E	<p>This section illustrates your student's scale score progression over time in the mentioned subject area. Scores for spring 2020 are absent due to the statewide ISAT administration not taking place. Note: Certain districts may offer a simplified score report excluding this information.</p>

Assessment Overview

Demo, Student

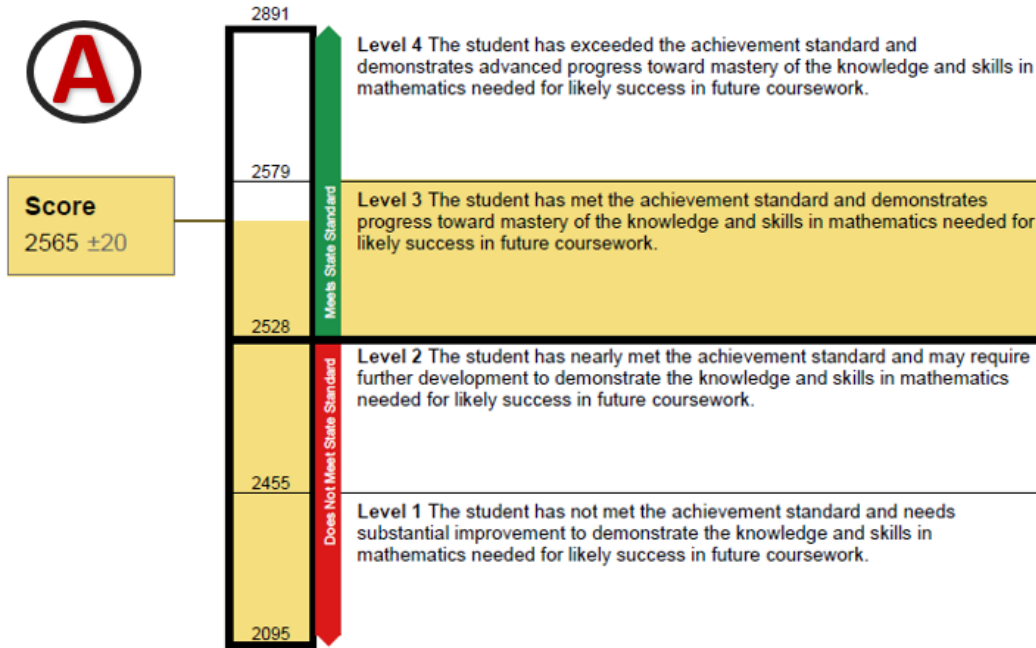
Grade 5 Math ISAT Summative 2023-2024

EDUID: 000000000 | Student DOB: 99/99/9999 | Enrolled Grade: 5
Date Taken: 99/99/9999

DEMO DISTRICT
DEMO SCHOOL

Scale Score: 2565±20 Reported Quantile® Measure: 960Q Performance: Level 3

How Did Your Child Do on the Test?



How Does Your Child's Score Compare?

Name	Average Scale Score
Idaho	2500±1
DEMO DISTRICT	2500±3
DEMO SCHOOL	2497±10



Math Categories

How Did Your Child Perform on Different Areas of the Test?

The table and the graph below indicate student performance on individual reporting categories. The black dot indicates the student's score on each reporting category. The lines to the left and right of the dot show the range of likely scores your student would receive if he or she took the test multiple times.

▲ Below Standard ▢ At/Near Standard ✔ Above Standard

Category	Performance	Performance	Performance level Description
Concepts and Procedures		▢	What These Results Mean Student may be able to explain and apply mathematical concepts and interpret and carry out mathematical procedures with precision and fluency.
Problem Solving, Communicating Reasoning, and Modeling & Data Analysis		▢	What These Results Mean The student can solve unfamiliar problems, construct arguments to support their reasoning or evaluate the reasoning of others, and construct and use mathematical models.





ELA Categories

How Did Your Child Perform on Different Areas of the Test?

The table and the graph below indicate student performance on individual reporting categories. The black dot indicates the student's score on each reporting category. The lines to the left and right of the dot show the range of likely scores your student would receive if he or she took the test multiple times.

▲ Below Standard ◻ At/Near Standard ✓ Above Standard

Claim	Performance	Performance Level	Performance Level Description
Reading and Listening		✓	What These Results Mean The student demonstrates thorough ability to read closely and analytically and to use textual evidence to demonstrate complex critical thinking. The student also demonstrates thorough ability to employ listening skills.
Writing and Research		◻	What These Results Mean The student demonstrates acceptable ability to produce effective writing for a range of purposes and audiences. The student also demonstrates acceptable ability to use research/inquiry methods.

D

How Did Your Child Perform on the Essay?

Essay	Raw Score	Conventions	Evidence/Elaboration	Organization/Purpose
Opinion	6 out of 10 points	The opinion response shows an adequate understanding of correct sentence formation, punctuation, capitalization, grammar usage, and spelling. (2 out of 2 points)	The opinion response provides uneven elaboration to support the opinion including few facts and details cited from sources, weak elaborative techniques, and ineffective language for the audience and purpose. (2 out of 4 points)	The opinion response has an inconsistent structure including an unclear opinion, uneven development, few transitions, and loosely connected ideas. If present, the introduction or conclusion may be weak. (2 out of 4 points)

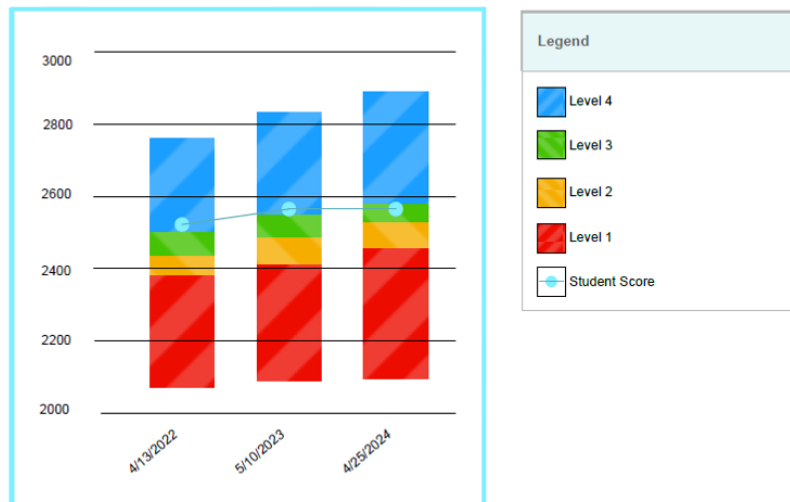
Performance Over Time

Your Child's Progress

Trend Chart Information

The chart below reports your child's performance over time. The shaded areas in multiple colors indicate the scale score range in each achievement level. Each mark on the graph represents your child's score and indicates whether he or she met the standards that year. Please note that a scale score from Spring 2020 summative testing is not included on the graph. A waiver for summative testing in Spring 2020 was granted by the U.S. Department of Education.

E



Your Child's Progress

Date Tested	Test Reason	Test Label	Scale Score	Performance Level
4/13/2022	Spring 2022 (ISAT Summative)	Grade 3 Math ISAT Summative	2522 ± 23	Level 4
5/10/2023	Spring 2023 (ISAT Summative)	Grade 4 Math ISAT Summative	2565 ± 20	Level 4
4/25/2024	Spring 2024 (ISAT Summative)	Grade 5 Math ISAT Summative	2565 ± 20	Level 3

FREQUENTLY ASKED QUESTIONS

How do these scores affect my student?

The Spring ISAT assessments in ELA/Literacy and Mathematics are not intended to affect your student's report card or ability to move onto the next grade level. We primarily use performance on the ISAT to help families, schools, districts, and the state understand and improve student academic achievement in Idaho.

What grade levels participate in the ISAT ELA/Literacy and Mathematics assessments?

Students in grades 3-8 and 11 participate in the Spring ISAT ELA/Literacy and Mathematics assessments.

ADDITIONAL INFORMATION

For more information about the test and helpful educational resources, visit

<https://www.sde.idaho.gov/assessment/isat-cas>.

Why do assessments matter? See our quick info brochure at

<https://www.sde.idaho.gov/assessment/files/general/Why-Assessment-Matters.pdf>.