



# Navigating The ELPA-Verse

ELPA Webinar Series 2023-2024

August 29, 2023



***Idaho State Department of Education***

DEBBIE CRITCHFIELD, SUPERINTENDENT OF PUBLIC INSTRUCTION

ELPA Webinar Series: Navigating the ELPA-Verse – August 2023

# Webinar Objectives



- Understand the main role and functionality of the:
  1. WIDA Secure Portal
  2. WIDA Assessment Management System
  3. English Learner Management System

# Portal Access



- WIDA Secure Portal & WIDA AMS
  - <https://wida.wisc.edu/>
- ELMS
  - <https://apps.sde.idaho.gov/ELMS/Home/Home>
- ELPA Webpage
  - [www.sde.idaho.gov/assessment/elpa/](http://www.sde.idaho.gov/assessment/elpa/)

Home / Departments / Assessment & Accountability / English Language Proficiency Assessment

## English Language Proficiency Assessment

Title I, Part A of the Elementary and Secondary Education Act, as amended by the Every Student Succeeds Act (2015), requires states to annually administer a single statewide English language proficiency (ELP) assessment to all English learners (ELs) enrolled in grades K-12. The primary purpose of this mandate is to ensure that all students graduate high school ready for college and career. To fulfill this requirement, Idaho districts administer ACCESS for ELLs (ACCESS) between January and March each year. Results are used to measure and monitor student progress, inform and enhance educator pedagogy, and ensure that a district's language instruction educational program is proven effective in helping students overcome English language barriers.

**Assessment & Accountability »**

- Accountability
- College Entrance Exams
- English Language Proficiency**
- Idaho Reading Indicator
- Levle & Quartile
- National & International
- Special Education & Alt Assessment

**Portals & Platforms »**

- Training Request Form »

**Contact Details**

Andrew Bennett  
Coordinator  
(208) 332-6909  
abennett@sde.idaho.gov

Staff »

WIDA AMS (Data Recognition Corp.)  
1 (855) 787-9615

WIDA Secure Portal & Assessment Certifications  
1 (866) 276-7735

**HIGHLIGHTS**

- WIDA
- WIDA ACCOUNTS REQUEST FORM
- ATELLA
- ELPA TEST INCIDENT LOG
- WIDA ELD STANDARDS CONTENT EXPLORER
- Revised ACCESS for ELLs is coming in 2025-26

**PROFESSIONAL DEVELOPMENT: ENGAGING MULTILINGUAL LEARNERS THROUGH AN ASSET-BASED LENS**

**WIDA CONSORTIUM**

- 2023-2024 ENGLISH LANGUAGE PROFICIENCY ASSESSMENT CALENDAR
- ACCESS FOR ELLS
- WIDA SCREENERS
- TRAINING & CERTIFICATION

**PORTAL CENTER**

- DRC INSIGHT**  
WIDA AMS »  
Administrative test portal to plan, configure, and manage ACCESS and Screener Online test sessions.
- WIDA**  
WIDA Secure Portal »  
Contains ACCESS & WIDA Screener trainings, certification quizzes, ELPA resources, and PD opportunities.
- ACCESS Appeals »**  
View and manage ACCESS participation rate appeals.
- ELMS »**  
An application look up system for securely accessing language assessment scores.



# WIDA Secure Portal

The Mother Brain of the ELPA-Verse

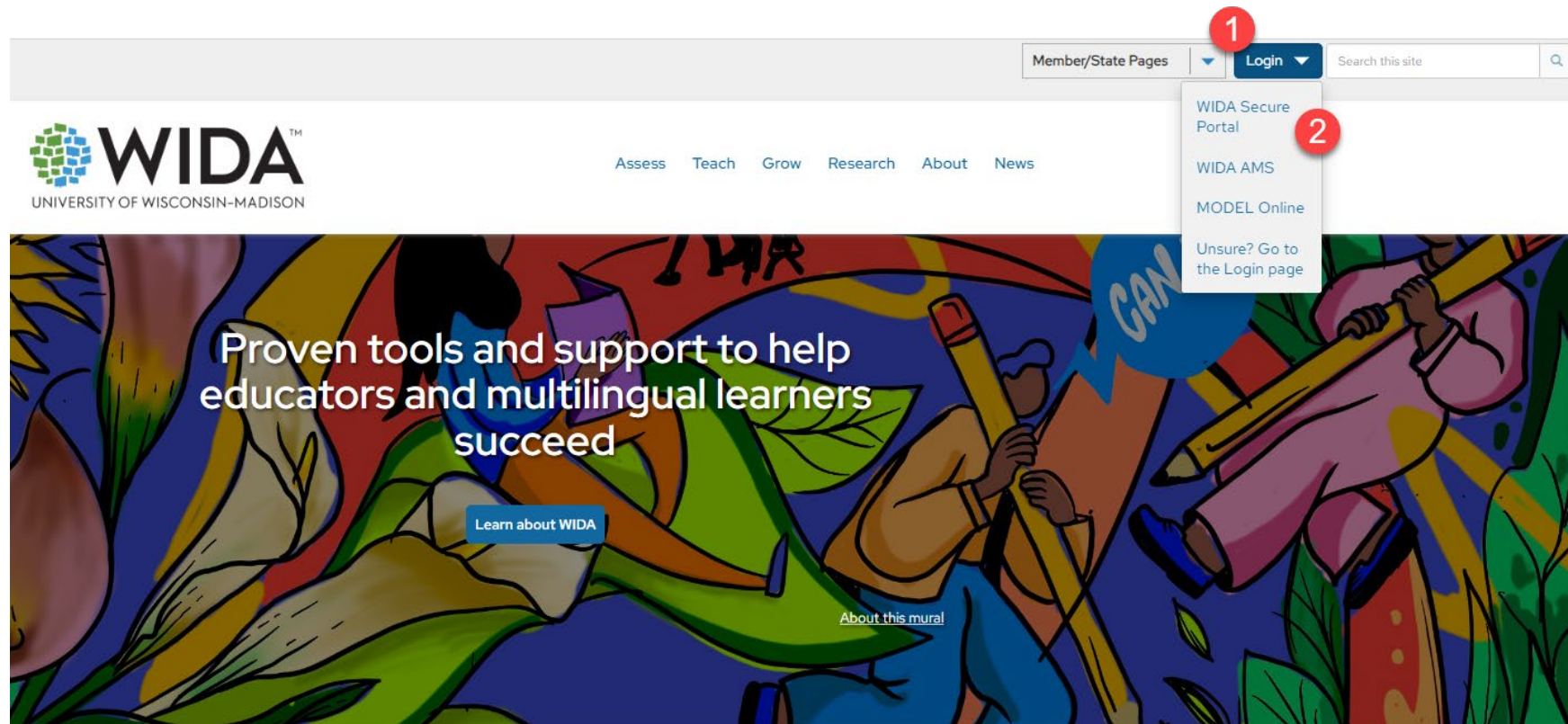




# WIDA Secure Portal



- Login: <https://wida.wisc.edu/>



# WIDA Secure Portal Overview




- **Prepare to Administer WIDA Screener & ACCESS for ELLs**
  - Assessment Training
    - Training Modules & Certification Quizzes
  - Resources
    - Test materials, administration manuals, tool kits, technology manuals, accessibility and accommodations information
  - WIDA Webinars
  - My Certifications
  - Professional Learning
    - Self-paced workshops enrollments



# WIDA Secure Portal Assessment Training



- Assessment Training
  - Training and Certification Quizzes
    - WIDA Screener for Kindergarten
    - WIDA Screener Online
    - WIDA Screener Paper
    - ACCESS For ELLS
    - Kindergarten ACCESS for ELLs
    - WIDA Alternate ACCESS WIDA



A screenshot of the WIDA Secure Portal's Assessment Training page. The page has a header with the WIDA logo and "WIDA Secure Portal" text, and navigation links for "Assessment Training", "Professional Learning", "Webinars", and "Resources". Below the header is a "Filter By" section with a dropdown menu set to "Topic" and a list of checkboxes for "ACCESS Online", "ACCESS Paper", "Alternate ACCESS", "Kindergarten ACCESS", "Screener for Kindergarten", "Screener Online", "Screener Paper", and "Screener Scoring". There are "Apply Filters" and "Clear Filters" buttons. The main content area displays four course cards, each with a thumbnail image, a title, a description, and links for "Course Details", "Course Resources", and "Enter Course". The second card, "Kindergarten ACCESS for ELLs: Administration and Scoring", is highlighted with a red border. The "Apply Filters" button is also highlighted with a red border.

# WIDA Secure Portal Resources



## • Resources

- Test Administration Manuals
  - WIDA Screener & ACCESS for ELLs
- Accessibility and Accommodations Manual
- Test Materials
  - WIDA Screener for Kindergarten
  - WIDA Screener Online & Paper
  - ACCESS for ELLs 4-12 administrator scripts
- Facilitator Tools Kits
- Technology Manuals

A screenshot of the WIDA Secure Portal Resources page. The page has a header with the WIDA logo and navigation links for Assessment Training, Professional Learning, Webinars, and Resources. The main content area is titled "Resources" and features a "Filter By" sidebar on the left with categories for Audience, Topic, and Resource Type. The main content area displays three resource cards: "ABCs of Family Engagement", "ACCESS for ELLs District and School Test Coordinator Manual", and "ACCESS for ELLs Headset Specifications". Each card includes a brief description, a note about where the resource is housed, and links for "Resource Details" and "View Resource".

**WIDA Secure Portal**  
Assessment Training Professional Learning Webinars Resources

### Resources

**Filter By**

**Audience** ^

- Classroom Educator
- Facilitator
- Parent/Guardian
- Technology Coordinator

**Topic** ^

- ACCESS Online
- ACCESS Paper
- ACCESS Scoring
- Accessibility and Accommodations
- Alternate ACCESS
- Kindergarten ACCESS
- Screener for Kindergarten
- Screener Online
- Screener Paper
- Screener Scoring
- Technology

**Resource Type** ^

- Facilitator Toolkit
- Handout
- Learning Module
- Manual
- Test Administrator Script

**ABCs of Family Engagement**  
This guide presents six key considerations for strengthening family engagement practices and building relationships with families.  
**Note:** This resource is housed in the main WIDA website. The "View Resource" link below will open in a new tab.  
[Resource Details](#) [View Resource](#)

**ACCESS for ELLs District and School Test Coordinator Manual**  
This manual is an in-depth reference document for test coordination processes and procedures. It includes information on anything new for the year's test, and detailed sections for each ACCESS for ELLs assessment.  
[Resource Details](#) [Download Resource](#)

**ACCESS for ELLs Headset Specifications**  
This table outlines features for headsets and recording devices that may be used on ACCESS for ELLs or WIDA Screener Online, and WIDA's rationale for recommending those features.  
**Note:** This resource is housed in WIDA AMS. The "View Resource" link below will open in a new tab.  
[Resource Details](#) [View Resource](#)

**ACCESS for ELLs Online Checklist (Idaho)**  
This checklist is a guide for anyone involved in administering ACCESS for ELLs Online, and includes unique steps related to Kindergarten and Alternate ACCESS assessments. The checklist highlights all tasks that need to be completed before, during, and after testing within a school or district and uses color to indicate who typically completes those tasks. This checklist has been customized for your state. The state-specific clarification column contains guidance that your education agency expects you to follow as you prepare for and administer the test.  
**Note:** This resource is housed in the main WIDA website. The "View Resource" link below will open in a new tab.  
[Resource Details](#) [View Resource](#)



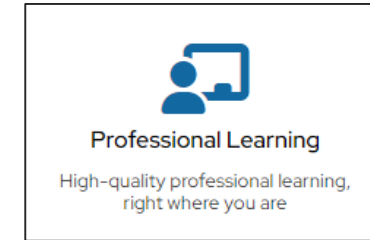
# WIDA Secure Portal Professional Development



## • WIDA Self-Paced Workshops

- The WIDA ELD Standards Framework: A Collaborative Approach
- Developing Language for Learning in Mathematics
- Engaging Multilingual Learners in Science: Making Sense of Phenomena
- Exploring the WIDA PreK-3 Essential Actions
- Home Language in the Classroom
- Newcomers: Promoting Success through Strengthening Practice
- Reframing Education for Long-term English Learners
- Social Studies: Engaging Multilingual Learners through Inquiry

Available September 1, 2023



A screenshot of the WIDA Secure Portal's Professional Learning page. The page features a navigation bar with "Assessment Training", "Professional Learning", "Webinars", "Resources", and "My Certifications". A "Filter By" sidebar on the left allows users to filter by enrollment status (Enrolled, Not Enrolled), topic (Instructional Practice, Standards, STEM), and course format (Face-To-Face, Self-Paced). The main content area displays a list of professional learning courses, each with a thumbnail image, a title, a brief description, and a "Course Details" link. The courses listed include "Classroom Educators: Engaging Multilingual Newcomers", "Developing Language for Learning in Mathematics", "Engaging Multilingual Learners in Science: Making Sense of Phenomena", "Home Languages in the Classroom (Self-Paced)", and "Making Language Visible in the Classroom: Explore the Key Language Uses".

# WIDA Secure Portal Manage Users & Packages



- Manage

- Manage Users

- Search Existing Users or Create Users

- Assessment Training

- Self-Paced Professional Learning

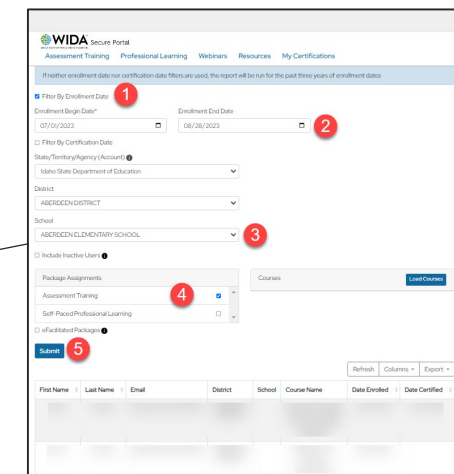
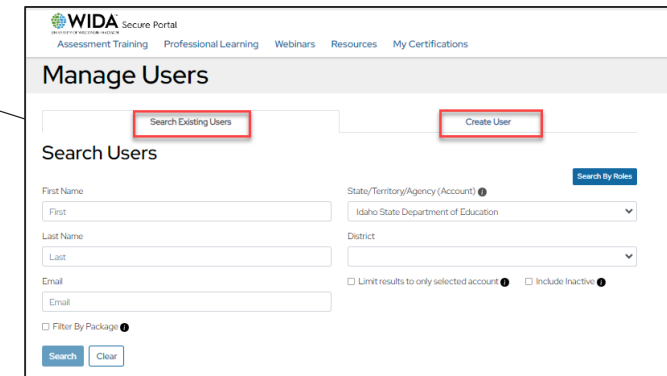
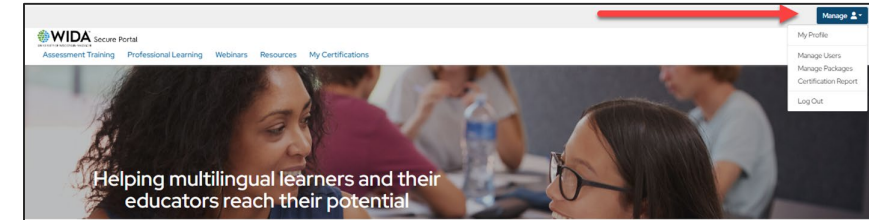
- Manage Packages

- Turn on/off different courses

- Self-Paced Professional Learning

- Certification Report

- DTC can confirm TA certifications



# WIDA Secure Portal Get Help Function



The screenshot shows the WIDA Secure Portal interface. At the top left, there is a navigation bar with a "WIDA Website" link and a "Get Help" button highlighted with a red box and a red arrow pointing to it. The main header includes the WIDA logo and "Secure Portal" text, along with navigation links for "Assessment Training", "Professional Learning", "Webinars", "Resources", and "My Certifications".

## Get Help

Get familiar with the WIDA Secure Portal and learn more about where to find things, how to manage accounts, and what to do if you need additional help.

For a quick tour of the WIDA Secure Portal, watch the orientation video. Otherwise, see below for popular areas of help.

Reminder: What you see in the WIDA Secure Portal is based on your profile settings assigned by your education agency. You may not see all the menu options listed below.

- Find what assessment training you need
- Webinars and Resources
- Manage your profile
- Manage users in your district or school
- View course certification reports
- Get additional access
- Course platform orientation

### Orientation Video

WIDA Secure Portal Orientation

Video Transcript

Still have questions?

Contact the Client Services Center

I think I'm in the wrong place. Where else can I go?

- If you're looking for ACCESS for ELLs score reports, test tickets, WIDA Screener Online scoring, or more technology assistance for WIDA's online assessments, visit the [WIDA Assessment Management System \(WIDA AMS\)](#).
- If you're looking for WIDA MODEL Online testing, log in to the [WIDA MODEL Online Test Administrator Interface](#).
- If you're looking for general information about WIDA assessments, the WIDA English Language Development Standards Framework, or WIDA's professional learning resources, visit the [main WIDA website](#).

<https://portal.wida.us/help>



# WIDA Assessment Management System (AMS)

The Muscle of the ELPA-Verse



# WIDA Assessment Management System



- Login: <https://www.drcedirect.com/all/eca-portal-v2-ui/#/login>

A screenshot of the DRC INSIGHT Sign In page. The page has a white background with a light gray border. At the top center is the "DRC INSIGHT" logo, with "DRC" in black and "INSIGHT" in black with a yellow swoosh above it. Below the logo is the text "Sign In". There are two input fields: "Username \*" and "Password \*". The "Password \*" field has a "Show Text" checkbox to its right. Below the input fields is a "Sign in" button. At the bottom center is a link that says "Forgot your password?".

DRC INSIGHT™

Sign In

Username \*

Password \*

Show Text

Sign in

[Forgot your password?](#)

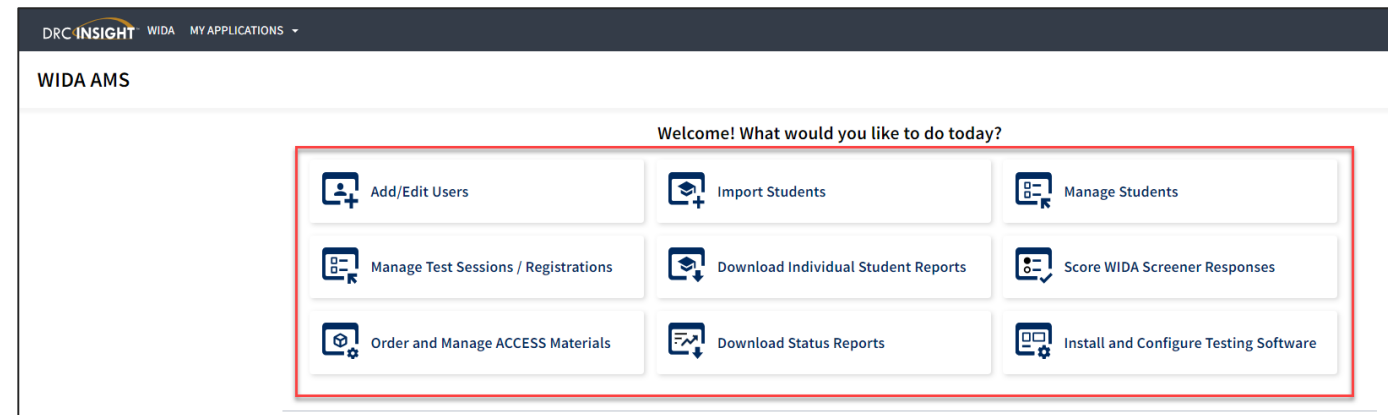
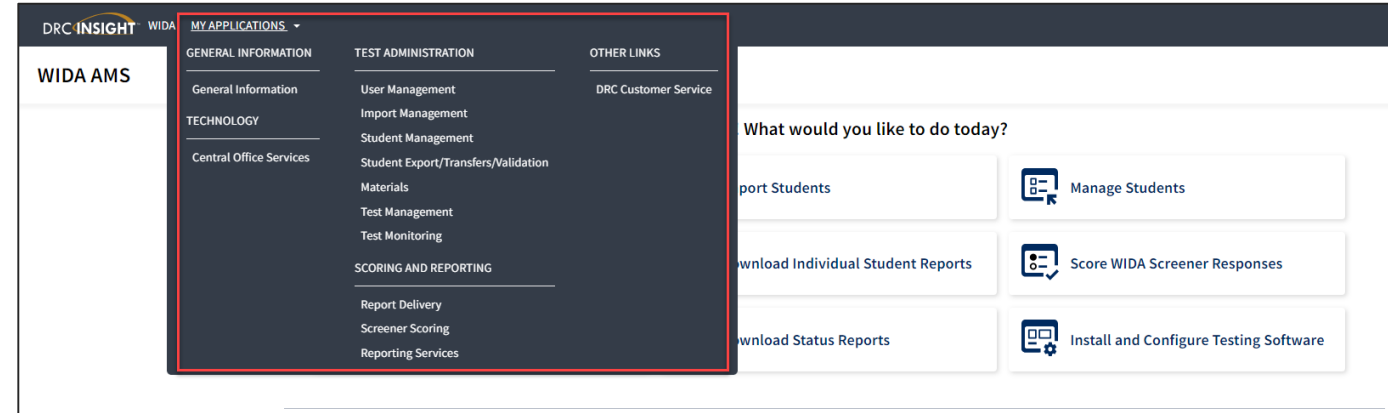


# WIDA Assessment Management System Overview



## • Setup & Administer WIDA Screener / ACCESS for ELLs

- General Information
- Technology
- Test Administration
- Scoring and Reporting
- Other Links

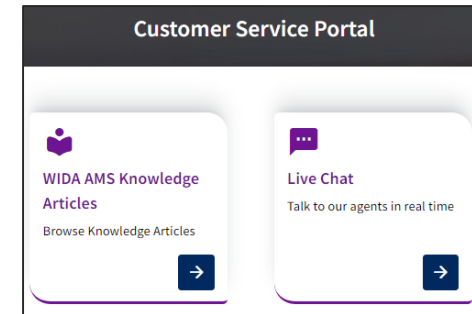


# WIDA Assessment Management System

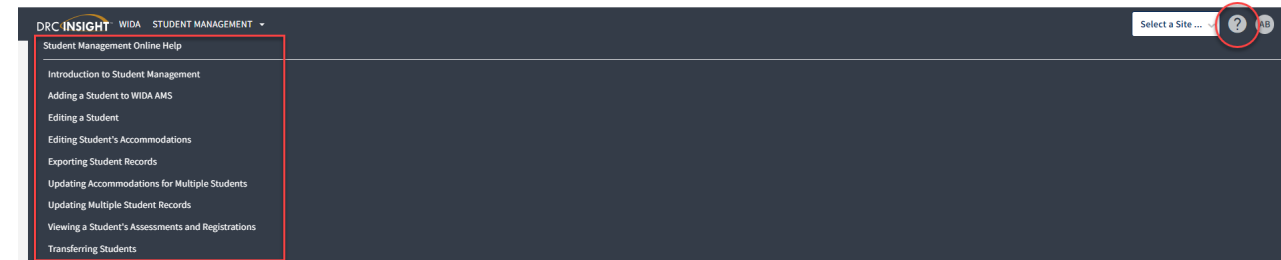
## Get Help Function(s)



- DRC Customer Service (855) 787-9615
  - WIDA AMS Knowledge Articles
  - Live Chat



- “?” Symbol – Online Help (How-to Information)
  - Student Management
  - Import Management
  - Test Management
  - Test Monitoring

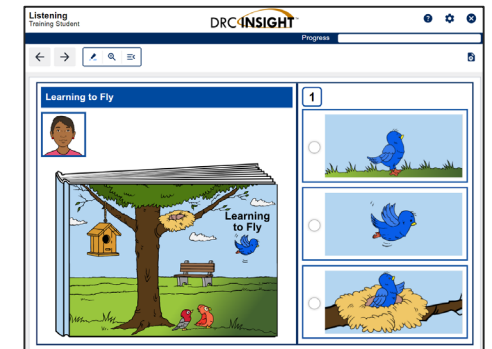
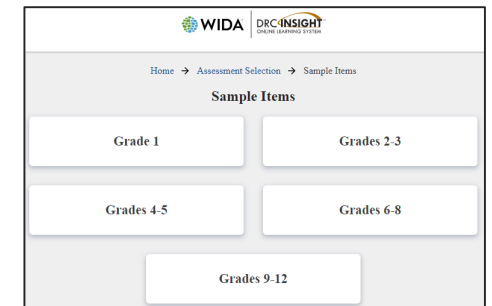


# WIDA Assessment Management System

## General Information



- Announcements
- Documents
  - Technology Coordinator Manuals
- Sample Items
- Technology Downloads
- Test Demo



# WIDA Assessment Management System Technology



- Central Office Services
  - District Technology Coordinators access this area to configure the district/school network to deliver WIDA Screener / WIDA ACCESS for ELLs Online
    - COS Configurations
    - COS Service Device
    - Testing Devices

# WIDA Assessment Management System

## Test Administration



- **User Management**
  - Create & Manage user accounts
- **Import Management**
  - Upload multiple students into WIDA Screener / ACCESS registrations
- **Student Management**
  - Manage students for both WIDA Screener / ACCESS test administrations
- **Student Export/Transfer/Validation**
- **Materials**
  - Additional materials ordering and materials tracking
- **Test Management**
  - Allows users to manage registrations (create test sessions, edit sessions, add students, print test tickets, view student tier placement)
- **Test Monitoring**
  - Allows a test monitor to view students' progress during the test



# WIDA Assessment Management System

## Scoring & Reports



- **Report Delivery**

- On-Demand Reports, Online Testing Statistics, Screener Data Export, Status Reports, Test Results

- **Screener Scoring**

- Score speaking and writing student response taken from WIDA Screener Online

- **Reporting Services**

- Allows the user to access WIDA Screener Online, ACCESS for ELLs, and WIDA Alternate ACCESS score reports
  - Batch downloads
  - Operational Dashboard

# WIDA Assessment Management System Reminders



- Review/Modify staff permission sets
  - Deactivate staff who are no longer with the district
- Staff scoring WIDA Screener responses need the permission assigned to them in WIDA AMS
  - See WIDA AMS User Guide page 85
- All test registrations (sessions) must be closed out completely
  - Test Administrators should ensure all students have fully closed out of a test registration



# English Learner Management System (ELMS)

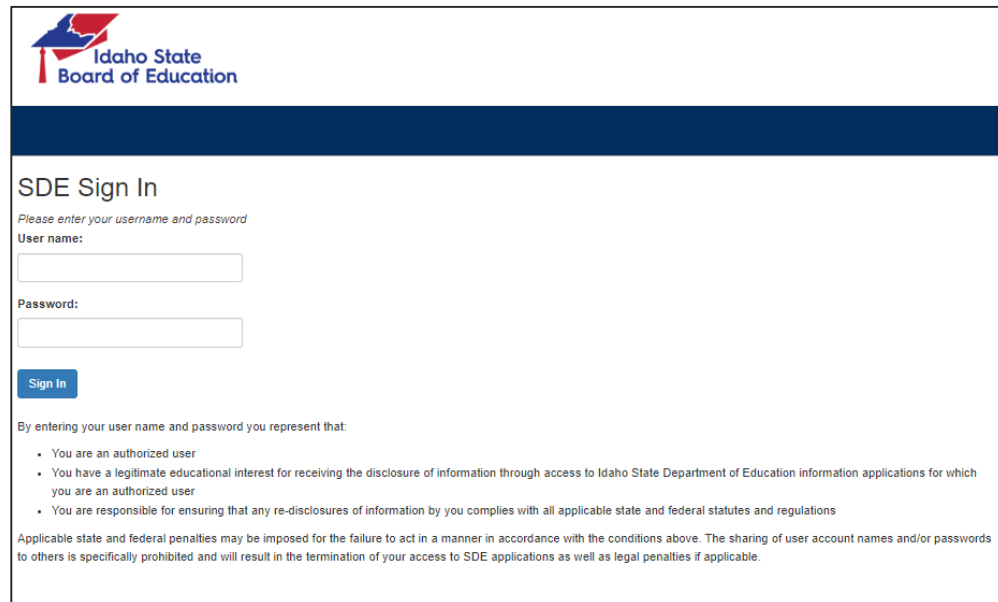
The Nervous System of the ELPA-Verse



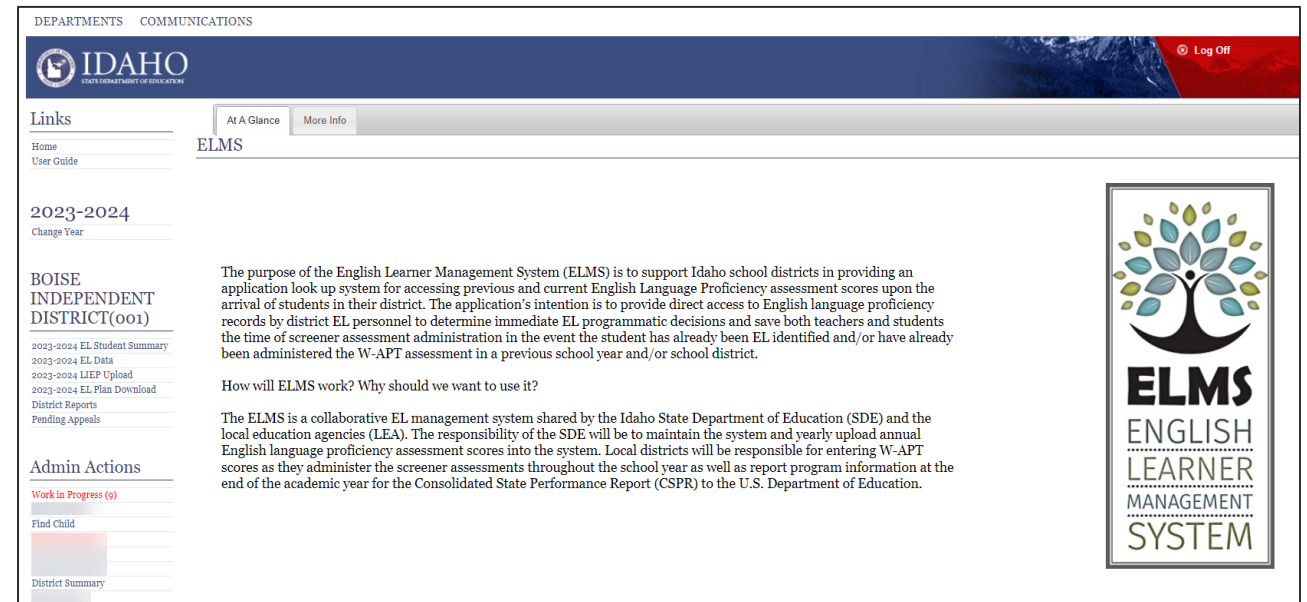
# The English Learner Management System Login



- Login: <https://apps.sde.idaho.gov/ELMS/Home/Home>



The screenshot shows the login page for the Idaho State Board of Education. At the top left is the Idaho State Board of Education logo. Below it is a dark blue header. The main content area is white and contains the "SDE Sign In" section. It includes a prompt "Please enter your username and password", input fields for "User name:" and "Password:", and a blue "Sign In" button. Below the button is a disclaimer: "By entering your user name and password you represent that:" followed by a bulleted list of three conditions: being an authorized user, having a legitimate educational interest, and ensuring compliance with state and federal laws. At the bottom, it states that applicable state and federal penalties may be imposed for failure to act in accordance with the conditions.



The screenshot shows the ELMS dashboard. At the top is a navigation bar with "DEPARTMENTS" and "COMMUNICATIONS" on the left, and a "Log Off" button on the right. Below the navigation bar is a dark blue header with the "IDAHO STATE DEPARTMENT OF EDUCATION" logo and the text "ELMS". Underneath is a "Links" section with "Home" and "User Guide" options. To the right of the links are "At A Glance" and "More Info" buttons. Below the links is a "2023-2024" section with a "Change Year" button. The main content area is divided into two columns. The left column is titled "BOISE INDEPENDENT DISTRICT(001)" and contains a list of links: "2023-2024 EL Student Summary", "2023-2024 EL Data", "2023-2024 LIEP Upload", "2023-2024 EL Plan Download", "District Reports", and "Pending Appeals". The right column contains two paragraphs of text. The first paragraph explains the purpose of the ELMS: to support Idaho school districts in providing an application look up system for accessing previous and current English Language Proficiency assessment scores upon the arrival of students in their district. The second paragraph explains how the ELMS works and why it should be used: it is a collaborative EL management system shared by the Idaho State Department of Education (SDE) and local education agencies (LEA), and its responsibility is to maintain the system and yearly upload annual English language proficiency assessment scores into the system. Local districts will be responsible for entering W-APT scores as they administer the screener assessments throughout the school year as well as report program information at the end of the academic year for the Consolidated State Performance Report (CSPR) to the U.S. Department of Education. On the right side of the dashboard is a large logo for the "ELMS ENGLISH LEARNER MANAGEMENT SYSTEM" featuring a stylized tree with green and blue leaves.

# The English Learner Management System

## ELMS Purpose & Value



- Primary system used to identify, monitor, and support English learners (ELs) in Idaho
  - Record WIDA Screener scores
  - Identify/Verify a child's EL Status
  - Identify/Modify ACCESS for ELLs Mode of Administration and needed accommodations
  - Review summative scores
  - Define individual assessment supports (Educational Learning Plans)





# The English Learner Management System

## Permission Sets/ User Roles



- Permission sets/roles are assigned by the district's ISEE Coordinator
  - **Editor** Role: Find and enter student information, submit appeals, create ELPs, download district reports, define ELPA mode of administration and assign ACCESS for ELLs accommodations
    - District test coordinators, EL program administrators
  - **Viewer** Role: Only view student information
    - Other district personnel who may need to view LEA ELs
- **Only one role can be assigned or the system does not work\*\***

# The English Learner Management System

## Find Child



- Verify a child’s EL Status via the “Find Child” function
  - “Find Child” function requires:
    - First Name
    - Last Name
    - Date of Birth
- Find Child to input WIDA Screener scores
- Student’s with an L1, LE, or EW status are required to take ACCESS for ELLs

| EL Code  | EL Status  |
|----------|--|
| L1       | An English learner who is in their first year identified. This status rolls over to LE after one year.   |
| LE       | A current English learner. This status remains until he or she meets exit criteria.  |
| EW       | A current English learner whose parents have waived EL services. This status is prompted by the annual upload of a signed waiver form from the parents.  |
| X1       | A student who has met Idaho’s exit criteria on the annual ACCESS assessment or the Alternate ACCESS last school year. These students are currently in their first year of monitoring status where the LEA monitors their progress to ensure that they are academically successful in the classroom where instruction is delivered in English.      |
| X2       | A student who has met Idaho’s exit criteria on the annual ACCESS assessment or the Alternate ACCESS two school years ago. These students are currently in their second year of monitoring status where the LEA monitors their progress to ensure that they are academically successful in the classroom where instruction is delivered in English. |
| X3<br>X4 | A student who has met Idaho’s exit criteria on the annual ACCESS assessment or the Alternate ACCESS three/four years ago. These students are no longer being monitored but are counted within the EL subgroup for Accountability purposes.   |
| FL       | A student who met Idaho’s exit criteria more than five years ago and is now a Former EL student.   |
| SO       | A student who has met Idaho screen out criteria on a language proficiency screener and is NOT qualified as an EL student.  |

# The English Learner Management System

## Student Level Actions



- **Actions column within a student's ELMS profile:**
  - **EL History:** Review/Monitor student's assessment history
  - **Screener:** Enter/Review student ELP screener scores
  - **Appeals:** Submit a student appeal
  - **EL Plans:** Define individual learning supports and strategies
  - **Waiver:** Submit a waiver to opt-out of LIEP services
  - **Notes:** Securely record/upload information within a student's ELMS profile
  - **+WIP:** Add student to the Work-In-Progress (WIP) section
    - Use after using the "find child function" to save time
  - **-/+Summary:** Add or remove student from EL Student Summary
    - Use at the beginning of the year prior to first ISEE upload



# The English Learner Management System

## Initial Materials Orders

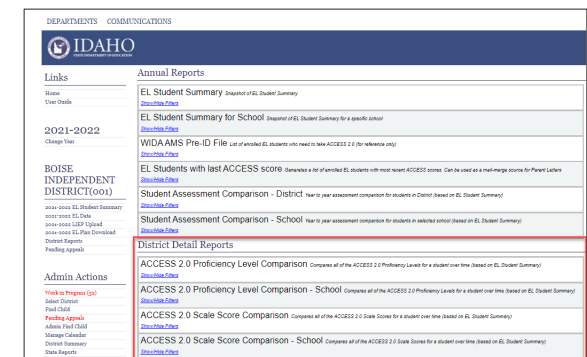


- ACCESS for ELLs Online is the default mode of administration
- DTCs are required to review and modify testing mode prior to end of November
  - Testing mode (Online / Paper /Braille/ Alternate) can be modified in ELMS under the EL Student Summary column
    - Verify/Modify ACCESS for ELLs Mode of Administration
    - Accommodations
- Reference [ELPA: Navigating WIDA Screener & ACCESS for ELLs Guidance Document](#) – Appendix 12 for how-to instructions

# The English Learner Management System Historical ACCESS for ELLs Reports



- Student level ACCESS for ELLs historical data
  - Language domains and composite scores
    - Scale score(s)
    - Proficiency levels
  - Indicates if child met the growth toward English proficiency target

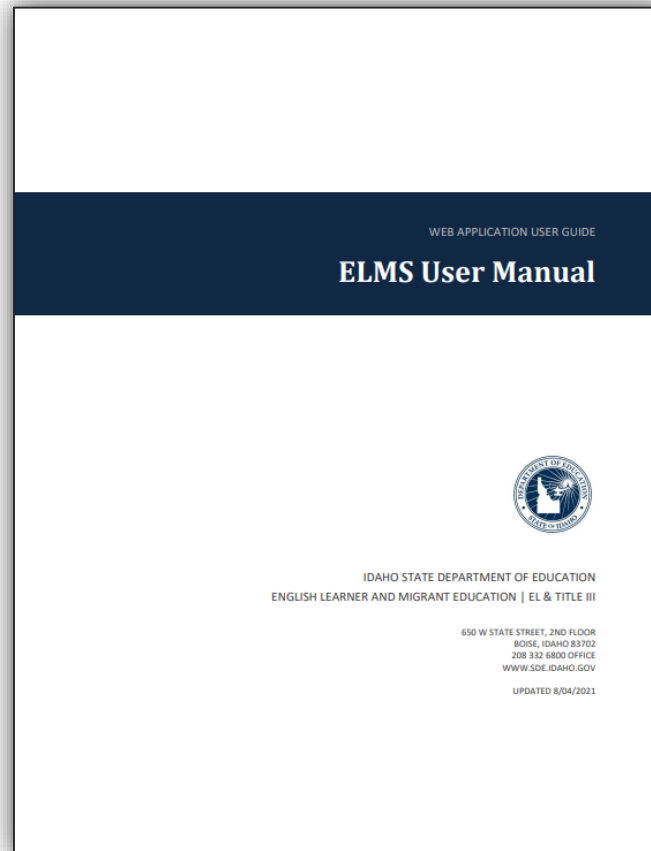


# The English Learner Management System User Guide



- English Learner Management System User Manual

- <https://www.sde.idaho.gov/federal-programs/el/files/program/manual/English-Learner-Manual.pdf>







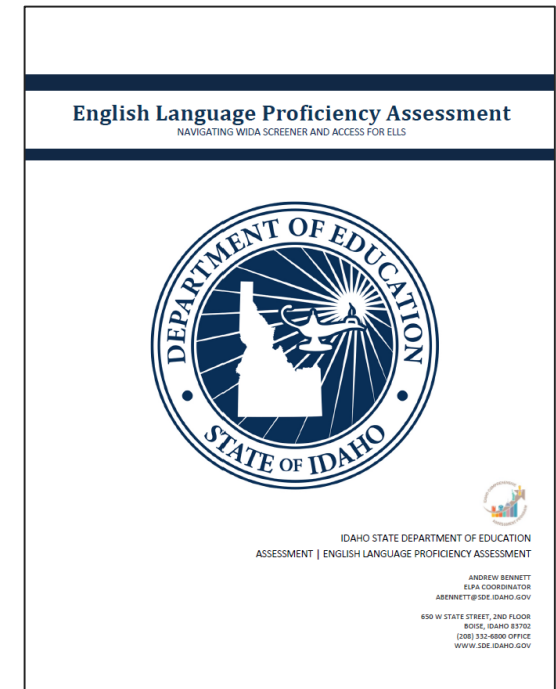
# Upcoming Events & Last Words



# Navigating WIDA Screener & ACCESS for ELLs Guidance Document



- Section I: ELP Screener and Summative Overview
- Section II: ELPA – Getting Started
- Section III: English Learner Identification
- Section IV: Idaho English Language Proficiency Assessment
- Section V: Accessibility & Unique Testing Considerations
- Section VI: Appendices



# Next ELPA Monthly Meeting



## Administering WIDA Screener and WIDA Screener For Kindergarten

August 31, 2023 – 12:00PM – 1:00PM MT

<https://idahosde.zoom.us/meeting/register/tJcuf-murD0uEt0aqtVpcuXVGYDN-P57zxIV#/registration>



### Administering WIDA Screener and WIDA Screener For Kindergarten

Thu Aug 31st 12:00pm - 1:00pm (MDT)

The webinar gives participants an overview of how to prepare, administer, and conclude administering WIDA Screener and WIDA Screener for Kindergarten. In addition, the webinar provides time to ask que ...

# Presentation Feedback



- <https://forms.office.com/r/MzK1Zte8Tx>





# Open Discussion



# Open Discussion



**Unmute yourself or write your questions/comments within the chat**





# Thank you!



## **Andrew Bennett** | English Language Proficiency Assessment Coordinator

Idaho State Department of Education

650 W State Street, Boise, ID 83702

208.332.6909

[abennett@sde.idaho.gov](mailto:abennett@sde.idaho.gov)

<https://www.sde.idaho.gov/assessment/elpa/>

[www.sde.idaho.gov](http://www.sde.idaho.gov)



**Idaho State Department of Education**

DEBBIE CRITCHFIELD, SUPERINTENDENT OF PUBLIC INSTRUCTION