



ACCESS for ELLs: Initial Materials Order and WIDA AMS Pre-ID File

ELPA Webinar Series 2022-2023

November 2, 2022



Agenda



- WIDA AMS Pre-ID File Purpose
- ACCESS for ELLs Initial Material Orders
- Preparing the WIDA AMS Pre-ID File in ELMS
 - Mode of Administration
 - Accommodations
- Modifying Mode of Administration and Accommodations in ELMS
- Open Discussion

WIDA AMS Pre-ID File Purpose



- The WIDA AMS Pre-ID File
 - Creates Pre-ID labels for all ELs identified in Idaho
 - Defines the quantity of physical test materials needed for ACCESS for ELLs administration
 - Online, Kindergarten, Alternate, Paper, Large Print, Braille
 - Rosters ELs into WIDA Assessment Management System (AMS)
 - ACCESS for ELLs Online generic test registrations (sessions)
 - Populates WIDA AMS with student IEP/504 accommodation(s)

WIDA AMS Pre-ID File District & State Roles & Actions



- District Test Coordinator Role
 - Review district WIDA AMS Pre-ID File in ELMS
 - Make necessary modifications to a student's ACCESS for ELLs Mode of Administration and/or accommodations
- State ELPA Coordinator Role
 - Upload a comprehensive State WIDA AMS Pre-ID File to DRC

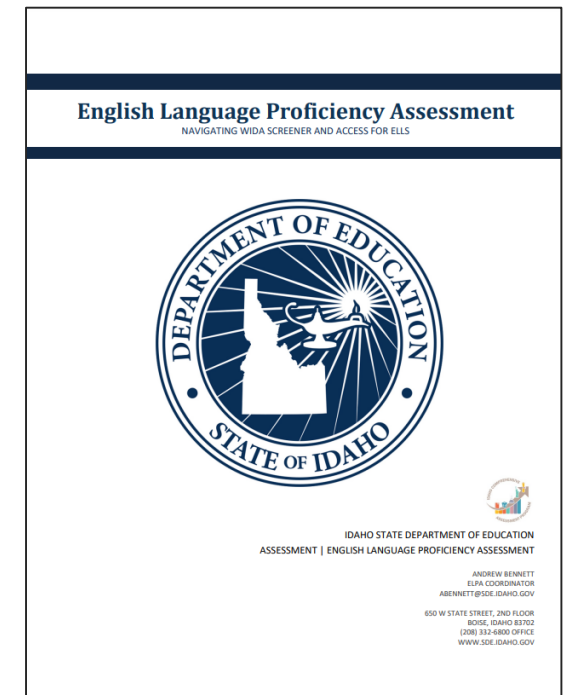
Initial Materials Order & WIDA AMS Pre-ID File How-to Instructions



- Detailed steps on how-to prepare, verify, and modify the WIDA AMS Pre-ID File can be found in the [ELPA: Navigating WIDA Screener and ACCESS for ELLs Guidance Document](#)

- **Appendix 12: Initial Materials Order & WIDA AMS Pre-ID File**

- Verify ACCESS for ELLS Mode of Administration (pp. 57-62)
- Modify Mode of Administration (pp. 60-62)
- Assigning ACCESS for ELLs Accommodation (pp. 63-66)
- Confirming Changes in ELMS (p. 66-67)





Preparing the WIDA AMS Pre-ID File – An Overview

English Learner Management System



Preparing The WIDA AMS Pre-ID File Last Date to Review



**WIDA AMS Pre-ID File – Last Date to Review
Before Idaho Department of Education Upload
November 29, 2023 5:00PM MT**



Preparing The WIDA AMS Pre-ID File Timeline



- October 16, 2023 – November 29, 2023
 - DTC reviews district EL list WIDA AMS Pre-ID File
 - ELMS > District Reports > WIDA Pre-ID File
 - DTC reviews ELs' ACCESS for ELLs test version WIDA AMS Pre-ID File / ACCESS setup column
 - Mode of Administration
 - DTC coordinates with district special education team to identify/confirm/modify ACCESS for ELLs accommodations
 - ELs with a documented IEP/504 plan



Preparing The WIDA AMS Pre-ID File ELMS



- Preparing the WIDA AMS Pre-ID File in ELMS
 - Requires ELMS “Editor” role
- Current WIDA AMS Pre-ID File Review
 - ELMS > District Reports > WIDA AMS Pre-ID File
- EL Student Summary > ACCESS Setup Column
 - Modify Mode of Administration
 - Add/Modify Accommodations

DEPARTMENTS COMMUNICATIONS

IDAHO
STATE OF IDAHO

Links

Home
User Guide

2022-2023
Change Year

ABERDEEN DISTRICT(058)
2022-2023 EL Student Summary
2022-2023 EL Data
2022-2023 LEP Upload
2022-2023 EL File Download
District Reports
Pending Appeals

Admin Actions

Work in Progress (3)
Select District
Find Child
Pending Appeals
Admin Find Child
Manage Calendar
District Summary
State Reports

Annual Reports

EL Student Summary Snapshot of EL Student Summary
[Download Files](#)

EL Student Summary for School Snapshot of EL Student Summary for a specific school
[Download Files](#)

WIDA AMS Pre-ID File List of enrolled EL students who need to take ACCESS 2.0 in the current school year (for reference only)
[Download Files](#)

Run

EL Students with last ACCESS score Generates a list of enrolled EL students with most recent ACCESS scores. Can be used as a multi-merge source for Parent Letters
[Download Files](#)

Student Assessment Comparison - District Year to year assessment comparison for students in District (based on EL Student Summary)
[Download Files](#)

Student Assessment Comparison - School Year to year assessment comparison for students in selected school (based on EL Student Summary)
[Download Files](#)

District Detail Reports

ACCESS 2.0 Proficiency Level Comparison Compares all of the ACCESS 2.0 Proficiency Levels for a student over time (based on EL Student Summary)
[Download Files](#)

ACCESS 2.0 Proficiency Level Comparison - School Compares all of the ACCESS 2.0 Proficiency Levels for a student over time (based on EL Student Summary)
[Download Files](#)

English Learner Summary for 2022-2023

Filters

Name or Email

School

Grade

EL Status

2022-2023
Change Year

ABERDEEN DISTRICT(058)
2022-2023 EL Student Summary
2022-2023 EL Data
2022-2023 LEP Upload
2022-2023 EL File Download
District Reports
Pending Appeals

Admin Actions

Work in Progress (3)
Select District
Find Child
Pending Appeals
Admin Find Child
Manage Calendar
District Summary
State Reports

Edit ACCESS Setup

This student's ACCESS Setup is currently being calculated using default values. Changing these values will override the calculated defaults in the future.

Assessment Mode

Online
 Paper
 Seventh Contracted Grades 01-12
 Technical Contracted Grades 06-12
 Technical Uncontracted Grades 06-12
 None

Paper Tier

A
 BC
 None

Other Accommodations

MC-Manual control of item audio
 RA-Repeat item audio
 ES-Extended speaking test response time
 LP-Large Print
 SD-Instructor signs test directions in ASL
 SR-Scribe
 WD-Kyboarding device to respond to test items

LIEP	ACCESS Setup	EL Entry Date	EL Exit Date	EL Status	Actions
(259)	N	8/1/2016		LE	EL History EL Plans Assess Notes + More
(259)	BR	4/1/2016		X2	EL History EL Plans Assess Notes + More
(259)		8/1/2015		X1	EL History EL Plans Assess Notes + More
(1)	N	8/1/2014		LE	EL History EL Plans Assess Notes + More

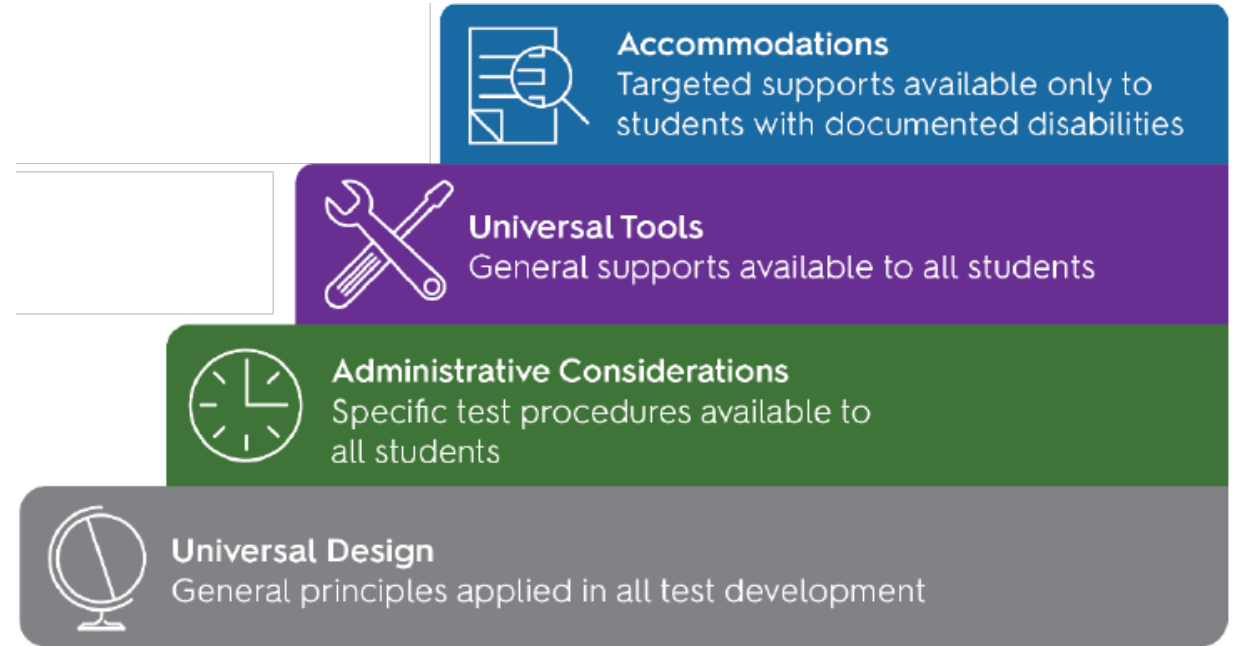
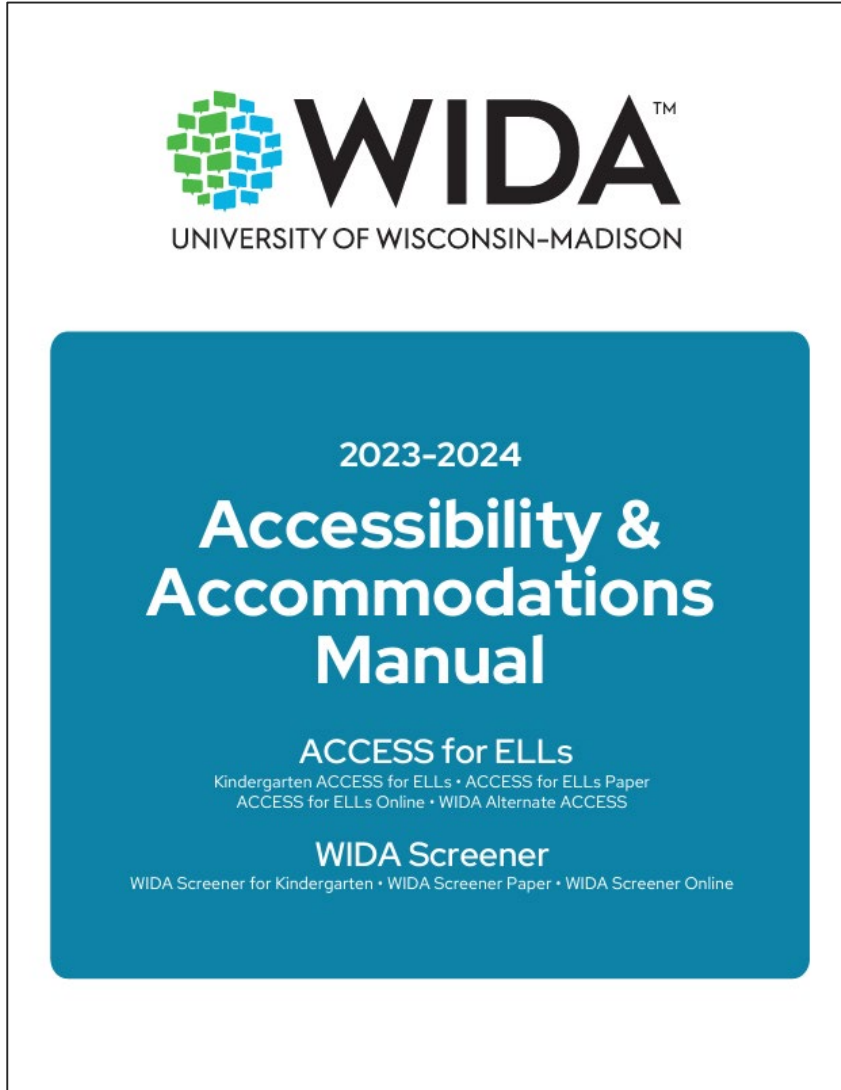
Preparing The WIDA AMS Pre-ID File

WIDA AMS Pre-ID File & ELMS ACCESS Setup



- Selections made using the ACCESS Setup ‘Edit’ function within ‘EL Student Summary’ will transfer to the ELMS ‘WIDA AMS Pre-ID File’ District Report
- Other useful fields reported on WIDA AMS Pre-ID File
 - Column “A”: Validation Issues **NEW!**
 - Column “B”: ACCESS Setup Changes – Date student record was updated using the ‘Edit’ function
 - Column “P”: Primary Disability **NEW!**
 - Column “Q”: Secondary Disability **New!**
 - Column “V”: Length of Time in LIEP/EL Program
 - Column “AD”: Date First Enrolled in US School
 - Column “AM”: Current EL Status (L1, LE, EW)
 - Column “AO”: LIEP Program

Preparing The WIDA AMS Pre-ID File Accessibility & Accommodations Manual 2022-2023



<https://wida.wisc.edu/sites/default/files/resource/Accessibility-Accommodations-Manual.pdf>

Preparing The WIDA AMS Pre-ID File Braille



- Braille ACCESS for ELLs test materials for grades 6–12 are available in Unified English Braille (UEB) Math/Science Contracted/Uncontracted, in addition to UEB with Nemeth Code
 - NC = **UEB Contracted ACCESS Grades 1-5; UEB with Nemeth Contracted ACCESS Grades 06-12**
 - NU = **UEB Uncontracted ACCESS Grades 1-5; UEB with Nemeth Uncontracted Grades 06-12**
 - TC = **UEB Math/Science Contracted (Formerly Technical) ACCESS Grades 06-12**
 - TU = **UEB Math/Science Uncontracted (Formerly Technical) Uncontracted Grades 06-12**

Preparing The WIDA AMS Pre-ID File Braille



- The following Unified English Braille (UEB) options are available:

- UEB Contracted grades 1-5/ Nemeth Contracted Grades 6-12
- UEB Uncontracted grades 1-5/ Nemeth Contracted Grades 6-12
- UEB Math/Science Contracted Grades 6-12
- UEB Math/Science Uncontracted Grades 6-12

A screenshot of a web application window titled "Edit ACCESS Setup". The window contains a message: "This student's ACCESS Setup is currently being calculated using default values. Changing these values will override the calculated defaults in the future." Below this are several sections with radio button options:

- Alternate Assessment:** Yes
- Assessment Mode:**
 - Online
 - Paper
 - UEB Contracted Grades 1-5;UEB/Nemeth Contracted Grades 6-12
 - UEB Uncontracted Grades 1-5;UEB/Nemeth Uncontracted Grades 6-12
 - UEB Math/Science Contracted Grades 6-12
 - UEB Math/Science Uncontracted Grades 6-12
 - None
- Paper Tier:**
 - A
 - BC
 - None
- Other Accommodations:**

Note: only students with an IEP or 504 plan are eligible for these accommodations

 - MC-Manual control of item audio
 - RA-Repeat item audio
 - ES-Extended speaking test response time
 - LP-Large Print
 - SD-Interpreter signs test directions in ASL
 - SR-Scribe
 - WD-Keyboarding device to respond to test items
 - RD-Student responds using a recording device
 - NS-Test may be administered in a non-school setting

The "UEB Contracted Grades 1-5;UEB/Nemeth Contracted Grades 6-12" option is highlighted with a red rectangular border.



ELMS - WIDA AMS Pre-ID File Encoded Defaults

Mode of Administration

Accommodations



ELMS ACCESS Setup

Encoded Defaults - Mode of Administration



1. Students in grade: '00', are ordered Kindergarten ACCESS for ELLs materials
 - a. Mode of administration column "AJ" is blank
2. Students in grades: 01, 02, 03, 04, 05, 06, 07, 08, 09, 10, 11, and 12 are placed into an ACCESS for ELLs Online test session
 - a. Grades 01, 02, and 03 are ordered a Writing Student Response Booklet
 - b. Students in grades 01, 02, and 03 are not placed into a Writing test registration in WIDA AMS
3. Students in grades: 01, 02, 03, 04, 05, 06, 07, 08, 09, 10, 11, and 12 who took Alternate ACCESS for ELLs in the previous year are ordered an Alternate ACCESS for ELLs
4. Students in grades 01, 02, 03, 04, 05, 06, 07, 08, 09, 10, 11, and 12 who took ACCESS for ELLs Paper in the previous year are ordered a paper version
 - a. *The designated Paper ACCESS for ELLs Tier should be reviewed prior to the State's WIDA AMS Pre-ID upload.
5. Accommodations assigned in the previous year will be assigned to the student automatically

ELMS ACCESS Setup

Encoded Defaults - Accommodations



- Accommodations assigned to an individual student during the previous year, are assigned to the student automatically for the current administration year
 - Assigned accommodations must be reviewed each year
 - DTCs and special education team validate accommodation(s) is still documented within the student's IEP/504 Plan

ELMS ACCESS Setup

Encoded Defaults - Accommodations



- Students assigned an accommodation have an (*) denoted under the ACCESS Setup column in the EL Student Summary

N	Paper				<input type="button" value="EL History"/> <input type="button" value="Screeners"/> <input type="button" value="Appeals"/> <input type="button" value="EL Plans"/> <input type="button" value="Waiver"/> <input type="button" value="Notes"/> <input type="button" value="+ WIP"/> <input type="button" value="- Summary"/>
N	Online *				<input type="button" value="EL History"/> <input type="button" value="Screeners"/> <input type="button" value="Appeals"/> <input type="button" value="EL Plans"/> <input type="button" value="Waiver"/> <input type="button" value="Notes"/> <input type="button" value="+ WIP"/> <input type="button" value="- Summary"/>
N	Online *				<input type="button" value="EL History"/> <input type="button" value="Screeners"/> <input type="button" value="Appeals"/> <input type="button" value="EL Plans"/> <input type="button" value="Waiver"/> <input type="button" value="Notes"/> <input type="button" value="+ WIP"/> <input type="button" value="- Summary"/>

- Within the WIDA AMS Pre-ID File, each accommodation is listed as an abbreviation of the accommodation (Column "AI").
 - Multiple accommodations assigned are separated by a pipping symbol.

AG	AH	AI	AI
IEP Status	504 Plan	Accommodation	Mode of Administration
Y		RA	O
Y		ES	O
Y		MC SR NC	
Y		RA	O
Y		ES RA	O
Y		ES	O
Y		IR	O
Y		IR SR	O
Y		RA	O
Y		IR	O
Y		ES	O
Y		IR RA	O
	Y	ES	O
Y		ES	P
Y		ES	O
Y		ES	O
Y		ES	O
Y		ES	O
Y		ES	O
Y		IR	O

Student must have an IEP or 504 Plan to have an accommodation assigned.

WIDA AMS Pre-ID File: Column 'AI' identifies the accommodation(s) assigned to a student.



Reviewing WIDA AMS Pre-ID File in ELMS

Reviewing Mode of Administration and Accommodations



Reviewing WIDA AMS Pre-ID File in ELMS

WIDA AMS Pre-ID File in ELMS



- Download the WIDA AMS Pre-ID File from ELMS
 - From the ELMS landing page
 1. Select 'District Reports'
 2. Select the 'Show/Hide Filters' under "WIDA AMS Pre-ID File"
 3. Select 'Run'
 4. Select 'Yes' when prompted

A screenshot of the ELMS (English Language Monitoring System) interface. The page is titled "Annual Reports" and is part of the "DEPARTMENTS COMMUNICATIONS" section. The "IDAHO STATE DEPARTMENT OF EDUCATION" logo is visible at the top. On the left side, there are navigation menus for "Links", "2021-2022", and "SHELLEY JOINT DISTRICT(060)". The main content area lists several reports, including "EL Student Summary", "EL Student Summary for School", "WIDA AMS Pre-ID File", "EL Students with last ACCESS score", "Student Assessment Comparison - District", "Student Assessment Comparison - School", and "District Detail Reports". The "WIDA AMS Pre-ID File" report is highlighted, and a red circle with the number "2" is placed over the "Show/Hide Filters" link. A red circle with the number "3" is placed over the "Run" button. A red circle with the number "1" is placed over the "District Reports" link in the left navigation menu.

Reviewing WIDA AMS Pre-ID File in ELMS

Default Mode of Administration



- Review the WIDA AMS Pre-ID File for student default selections
 - **Mode of Administration (Column AJ)**
 - **O = Online ACCESS** (default mode - grades 1-12)
 - **P = Paper ACCESS for ELLs**
 - An 'A' or 'B/C' is assigned in column "AK" and designates paper tier
 - **Blank = Kindergarten ACCESS for ELLs**
 - Grade in column "V" is '00'
 - **Blank = Alternate ACCESS for ELLs**
 - Student meets the [Idaho Alternate Assessment Participation Criteria](#)
 - A 'Y' is present in column "AL"
 - *Cannot have Large Print (LP) accommodation selected
 - **Blank = Braille**
 - An 'NC', 'NU', 'TC', or 'TU' is present in column "AI"

Reviewing WIDA AMS Pre-ID File in ELMS

Default Accommodations



- Review the WIDA AMS Pre-ID File for student default selections
 - **ACCESS for ELLs Accommodations (Column “AI”)**

Braille (NC, NU, TC, TU)	Interpreter signs test directions in ASL (SD)
Extended testing of a test domain over multiple days (EM)	Large Print (LP)
Extended Speaking test response time (ES)	Manual control of item audio (MC)
Extended speaking test response time (ES)	Repeat item audio (RA)
In-Person Human Reader (IR)	Scribe (SR)
Repeat In-Person Human Reader (RP)	Student responds using a recording device, which is played back and transcribed by the student (RD)
Word processor or similar keyboarding device to respond to test items (WD)	Test may be administered in a non-school setting (NS)



Modifying Mode of Administration & Accommodations in ELMS

Using the “Edit” Function in the EL Student Summary – ACCESS Setup Column



Modifying ACCESS for ELLs in ELMS Mode of Administration & Accommodations



- After the first ISEE upload to the State, the “ACCESS Setup” column appears under the EL Student Summary
 - ACCESS for ELLs Mode of Administration and Accommodations may be assigned using the “Edit” function

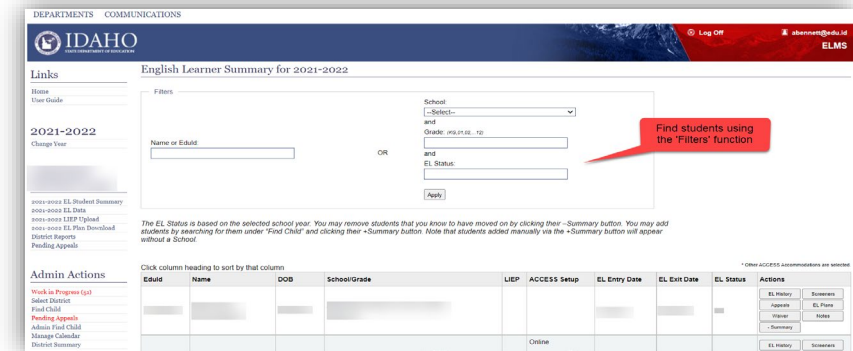
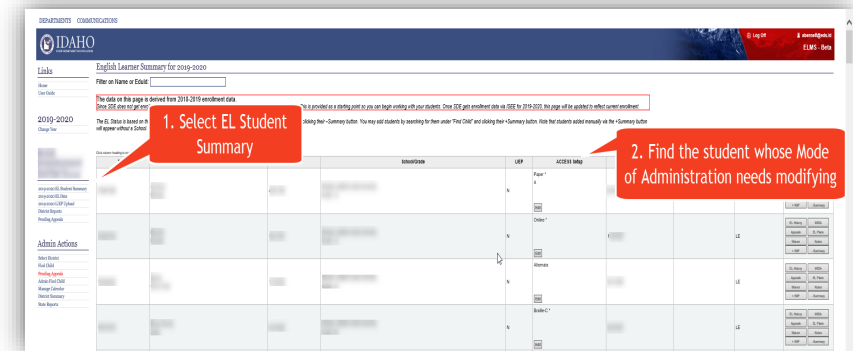
The screenshot shows the ELMS interface with the following components:

- Header:** IDAHO STATE DEPARTMENT OF EDUCATION, Log Off, abennett@edu.id, ELMS - Beta
- Page Title:** English Learner Summary for 2019-2020
- Filter:** Filter on Name or Eduld: [input field]
- Message:** The data on this page is derived from 2018-2019 enrollment data. Since SDE does not get enrollment data via ISEE for 2019-2020, this page will be updated to reflect current enrollment.
- Table:** A table with columns: School/Grade, LIEP, ACCESS Setup, and a column with buttons (+ WIP, - Summary, EL History, WIDA, Appeals, EL Plans, Waiver, Notice, + WIP, - Summary).
- Callout 1:** "1. Select EL Student Summary" points to the table header.
- Callout 2:** "2. Find the student whose Mode of Administration needs modifying" points to a row in the table.

Modifying ACCESS for ELLs in ELMS Mode of Administration & Accommodations



1. Select “EL Student Summary”
2. Find student whose ACCESS for ELLs Mode of Administration/Accommodation needs modification
 - a. To quickly find a student use the ‘Filters’ function. Filter students by name, EDUID number, school, grade, or EL status
3. Select the “Edit” icon under the ‘ACCESS Setup’ column for the student you wish to modify

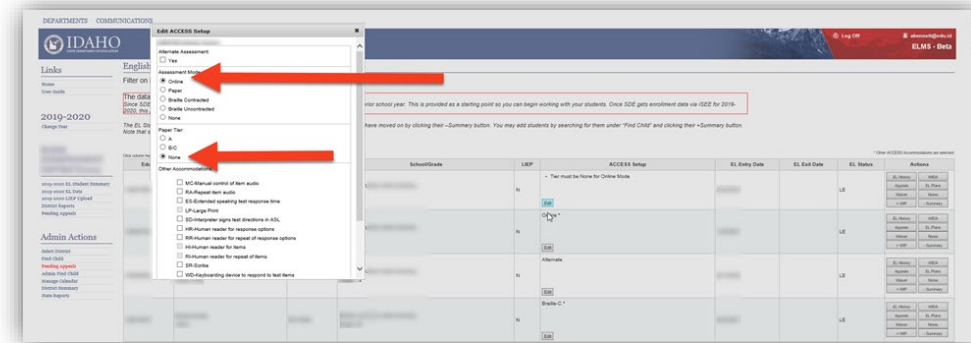
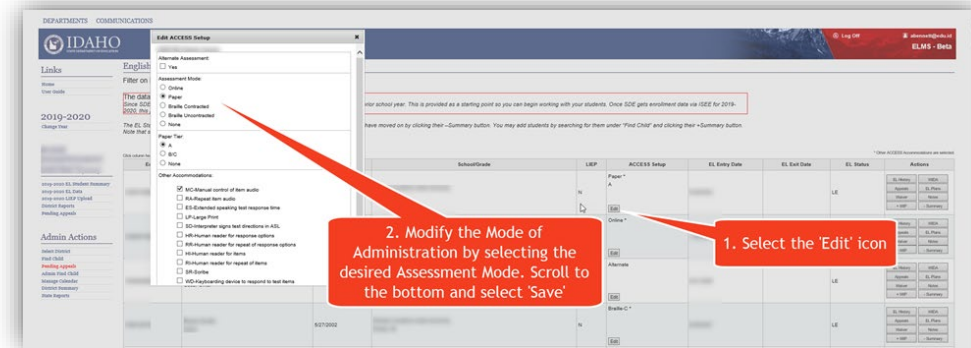


Modifying ACCESS for ELLs in ELMS

Mode of Administration & Accommodations



- Once the “Edit” icon is selected, the “Edit ACCESS Setup” box opens
- Modify the Mode of Administration by selecting the radio button next to the mode you wish to choose (Assessment Mode)
 - Online
 - Paper
 - Must select a paper Tier when a Paper assessment mode is selected



Modifying ACCESS for ELLs in ELMS

Mode of Administration & Accommodations



6. Select “Yes” under Alternate Assessment to designate that the student requires the Alternate ACCESS for ELLs form

- Student must meet the [IDAA Participation Criteria](#)

7. Select “Save”

8. Verify Mode of Administration change is saved correctly by reviewing the “ACCESS Setup” column.

- If more attention is needed, a message will populate within the “ACCESS Setup” column alerting the user to the error

This screenshot shows the 'Edit ACCESS Setup' form. The 'Alternate Assessment' section has the 'Yes' radio button selected, indicated by a red arrow. Below it, the 'Assessment Mode' section has 'Online' selected. The 'Paper Tier' section has 'None' selected. The 'Other Accommodations' section is empty.This screenshot shows the 'Edit ACCESS Setup' form. The 'Paper' section has 'A' selected. The 'Paper Tier' section has 'A' selected. The 'Other Accommodations' section has several checkboxes selected, including 'MC-Manual control of item audio', 'RA-Repeat item audio', 'ES-Extended speaking test response time', 'LP-Large Print', 'SD-Interpreter signs test directions in ASL', 'SR-Scribe', 'WD-Keyboarding device to respond to test items', 'RD-Student responds using a recording device', 'NS-Test may be administered in a non-school setting', 'EM-Extended testing of a test domain over multiple days', 'IR-In-person human reader', and 'RP-Repeat in-person human reader'. A red arrow points to the 'Save' button.This screenshot shows a table with three rows. The first row has a message 'Paper Tier is required' highlighted with a red box. The second row has two messages: 'Mode and Tier must be None for Alternate Assessments' and 'Paper Tier is required', both highlighted with a red box. The third row is empty. Each row has an 'Edit' button.

Modifying ACCESS for ELLs in ELMS

Mode of Administration – Paper Tier Selection



- **Selecting an appropriate Tier for Paper ACCESS for ELLs**
- **Tier A** is most appropriate for ELs who *have an overall PL score of 2.0 or below*. Other considerations include:
 - Have arrived in the U.S. or entered school in the U.S, within this academic school year without previous instruction in English; OR
 - Currently receive literacy instruction **ONLY** in their native language; OR
 - Have recently tested at the lowest level of English language proficiency.
- **Tier B/C** is most appropriate for ELs who *have an overall PL score that is above 2.0*. Other considerations include:
 - Have social language proficiency and are beginning to approach or have acquired academic language proficiency in English; OR
 - Have acquired some literacy in English or are approaching grade level literacy in English; OR
 - Child is likely to meet the state’s Exit criteria for support services by the end of the academic year.

Modifying ACCESS for ELLs in ELMS

Mode of Administration & Accommodations



- Select the “None” radio button to address multiple Mode of Administration modifications

NOTE: If a Mode of Administration has already been modified, and a district wishes to modify the Assessment Mode again, the user will need to use the ‘None’ radio button.

Example: If a district changed the Mode of Administration to Paper and assigned Tier ‘A’ (see above), and then wanted to change the Mode of administration to Online, the user would need to select ‘Online’ and select the ‘None’ radio button under ‘Paper Tier’. After this is done, the user would need to scroll down and select ‘Save’.

Modifying ACCESS for ELLs in ELMS

Mode of Administration & Accommodations



- The “Edit” function is also used to assign an accommodation to an EL with a documented need (student with an IEP or 504 Plan)
 - The available accommodations are listed dependent on the selected ACCESS for ELLs Mode of Administration

Edit ACCESS Setup

Assessment Mode:

- Online
- Paper
- Nemeth Contracted Grades 01-12
- Nemeth Uncontracted Grades 01-12
- Technical Contracted Grades 06-12
- Technical Uncontracted Grades 06-12
- None

Paper Tier:

- A
- BC
- None

Other Accommodations:

- MC-Manual control of item audio
- RA-Repeat item audio
- ES-Extended speaking test response time
- LP-Large Print
- SD-Interpreter signs test directions in ASL
- SR-Scribe
- WD-Keyboarding device to respond to test items
- RD-Student responds using a recording device
- NS-Test may be administered in a non-school setting
- EM-Extended testing of a test domain over multiple days
- IR-In-person human reader
- RP-Repeat in-person human reader

Edit ACCESS Setup

Assessment Mode:

- Paper
- Nemeth Contracted Grades 01-12
- Nemeth Uncontracted Grades 01-12
- Technical Contracted Grades 06-12
- Technical Uncontracted Grades 06-12
- None

Paper Tier:

- A
- BC
- None

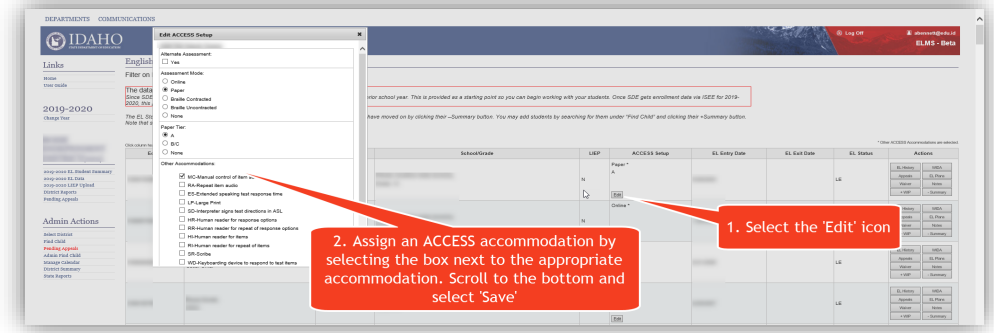
Other Accommodations:

- MC-Manual control of item audio
- RA-Repeat item audio
- ES-Extended speaking test response time
- LP-Large Print
- SD-Interpreter signs test directions in ASL
- SR-Scribe
- WD-Keyboarding device to respond to test items
- RD-Student responds using a recording device
- NS-Test may be administered in a non-school setting
- EM-Extended testing of a test domain over multiple days
- IR-In-person human reader
- RP-Repeat in-person human reader

Modifying ACCESS for ELLs in ELMS Mode of Administration & Accommodations



1. Find the student you wish to assign an ACCESS for ELLs accommodation to under the 'ACCESS Setup' column
 - a. To quickly find a student use the 'Filters' function. Filter students by name, EDUID number, school, grade or EL status
2. Select the 'Edit' icon. Assign the specific accommodation by clicking on the radio button that corresponds to the appropriate accommodation
3. Once the desired accommodation(s) has been selected, scroll down and select "Save"



Modifying ACCESS for ELLs in ELMS

Mode of Administration & Accommodations



4. Verify an accommodation is assigned by reviewing the “ACCESS Setup” column
 - a. An asterisk (*) will be denoted next to the student’s Mode of Administration

5. Verify the assignment of accommodation(s) by reviewing Column “AI” on the WIDA AMS Pre-ID File
 - a. District Reports > WIDA AMS Pre-ID File
 - b. Accommodation’s abbreviation denotes the accommodation assigned

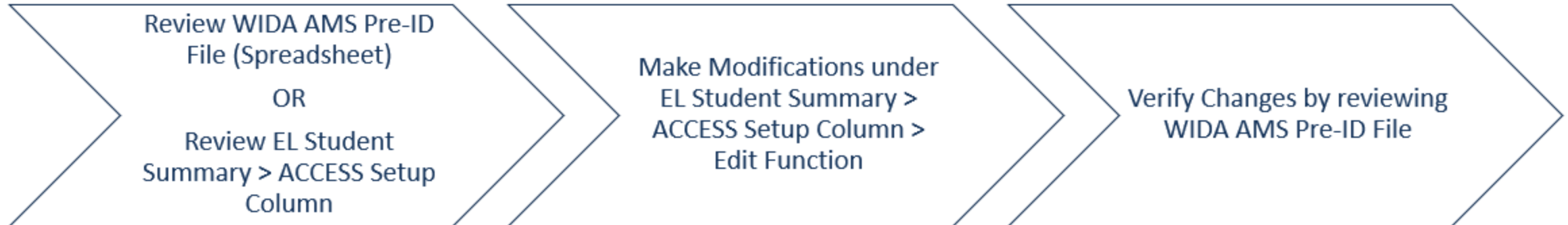
ELL	Name	DOB	SchoolGrade	IEP	ACCESS Setup	EL Entry Date	EL Exit Date	EL Status	Actions
N					Other*			LE	View
N					Other*			LE	View
N					Other*			LE	View
N					Other*			LE	View

AG	AH	AI	AL
IEP Status	504 Plan	Accommodation	Mode of Administration
Y		RA	O
Y		ES	O
Y		MC SR NC	O
Y		RA	O
Y		ES RA	O
Y		ES	O
Y		IR	O
Y		IR SR	O
Y		RA	O
Y		IR	O
Y		ES	O
Y		IR RA	O
Y	Y	ES	P
Y		ES	O
Y		ES	O
Y		ES	O
Y		ES	O
Y		ES	O
Y		IR	O

Student must have an IEP or 504 Plan to have an accommodation assigned.

WIDA AMS Pre-ID File: Column 'AI' identifies the accommodation(s) assigned to a student.

Modifying ACCESS for ELLs in ELMS Process Overview





Upcoming Events & Last Words



Face-to-Face ACCESS for ELLs Training Registration Now!



- **ACCESS for ELLs TA & Test Coordinator Training**
 - [Registration Link](#)

Lake Pend Oreille School District #84	Tuesday, November 28, 2023
Coeur D'Alene School District #271	Wednesday, November 29, 2023
Caldwell School District #132	Friday, December 1, 2023
Twin Falls School District #411	Monday, December 11, 2023
Jefferson Joint School District #251	Tuesday, December 12, 2023
American Falls Joint District #381	Wednesday, December 13, 2023
Grace Joint School District #148	Thursday, December 14, 2023
Blaine County School District #61	Monday, January 8, 2024
Fruitland School District #373	Tuesday, January 9, 2024
Nampa School District #131	Thursday, January 11, 2024


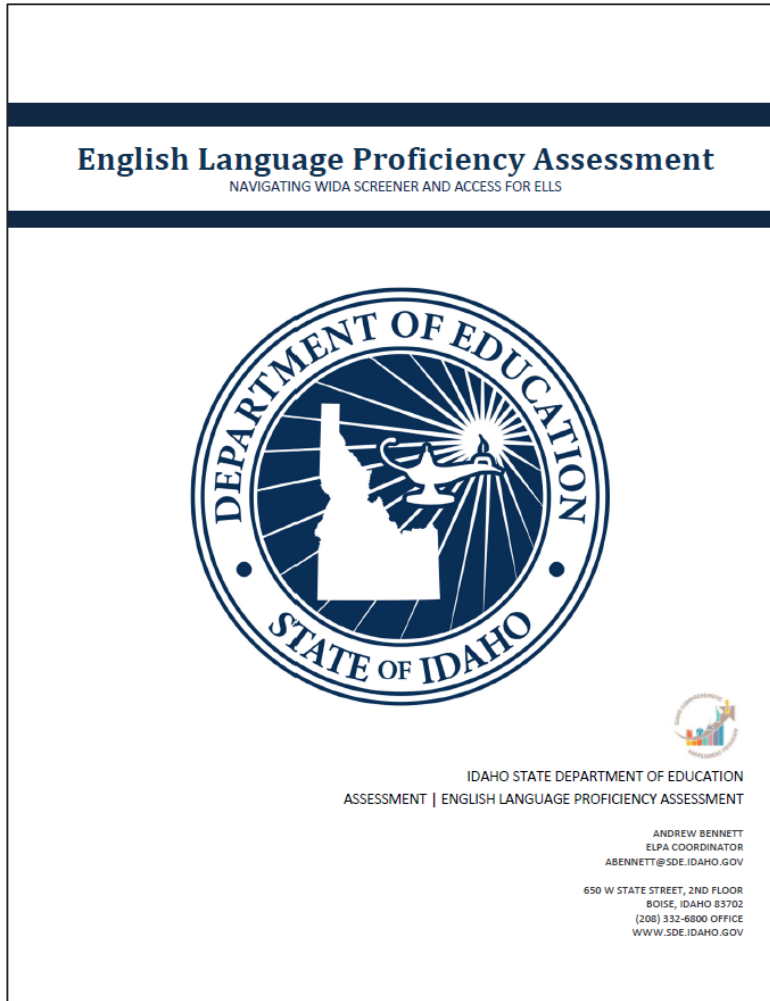
ELPA: Navigating WIDA Screener and ACCESS for ELLs

ELPA: Trainings Resources & Tools



[ELPA: Navigating WIDA Screener and ACCESS for ELLs Guidance Document](#)

[ELPA: Trainings Resources & Tools](#)



Next ELPA Monthly Meeting



ACCESS for ELLs: Technology Readiness, Test Security & Scheduling

November 16, 2023 – 12:00PM – 1:00PM MT

<https://idahosde.zoom.us/meeting/register/tJAtcu-hrj8jGtWu4XC8MdO-Zk79EaK5-UdL#/registration>



ACCESS for ELLs: Technology Readiness, Test Security & Scheduling

Thu Nov 16th 12:00pm - 1:00pm (MST)

The webinar reviews the necessary technology components and the importance of each as it relates to ensuring a successful ACCESS for ELLs Online administration. The webinar also reviews best practices ...

Presentation Feedback



- <https://forms.office.com/r/MzK1Zte8Tx>





Open Discussion



Open Discussion



Unmute yourself or write your questions/comments within the chat



Thank you!



Andrew Bennett | English Language Proficiency Assessment Coordinator

Idaho State Department of Education

650 W State Street, Boise, ID 83702

208.332.6909

abennett@sde.idaho.gov

<https://www.sde.idaho.gov/assessment/elpa/>

www.sde.idaho.gov



Idaho State Department of Education

DEBBIE CRITCHFIELD, SUPERINTENDENT OF PUBLIC INSTRUCTION